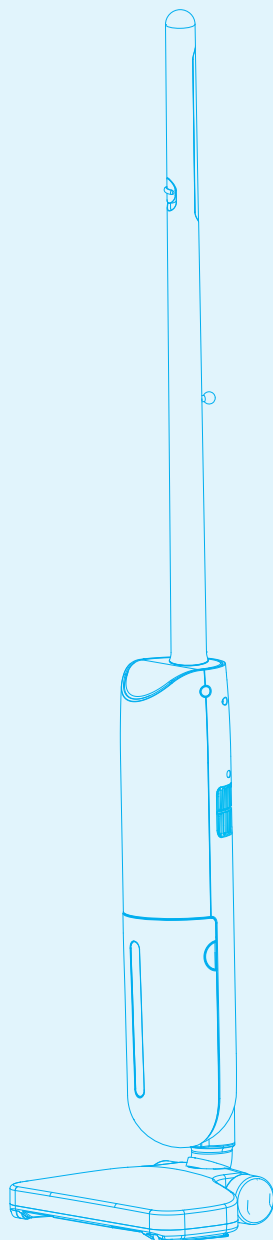




纖幼旋風式吸塵機 Slim Cyclonic Vacuum Cleaner



VC11

使用說明書

INSTRUCTION MANUAL

- * 使用本產品前，請先細閱使用說明書，並請妥善保存以便將來翻閱。
- ** 本說明書可於本公司網站下載 www.origo.hk。
- * Read all instructions carefully before using the appliance, and keep this instruction for future reference when necessary.
- ** This instruction manual can be acquired at www.origo.hk.

重要安全提示

Important Safety Information

纖幼旋風式吸塵機
Slim Cyclonic Vacuum Cleaner



- 使用吸塵機前，請先細閱使用說明書。
Read all instructions carefully before using the Vacuum Cleaner.

- 本機不是為8歲以下小孩，體質、感覺或智力有障礙人士或缺乏經驗及知識者使用，除非他們曾經接受負責安全人士的監督或指示。大人應指導小孩不可把玩電器。

This appliance can be used by children aged from 8 years and above and persons with reduced physical, sensory or mental capabilities or lack of experience and knowledge if they have been given supervision or instruction concerning use of the appliance in a safe way and understand the hazards involved. Children shall not play with the appliance. Cleaning and user maintenance shall not be made by children without supervision.

- 未滿3歲的小孩除非受到持續監護，否則應該遠離本產品。

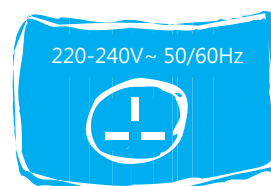
Children of less than 3 years should be kept away unless continuously supervised.

- 年齡在3至8歲的小孩只有在產品已經被放置或安裝在其預期的正常操作位置，並已經接受了使用本產品的安全指導或監督並理解可能存在的危險時，才能開關產品。其不得插拔電源、調節和清潔產品，也不得進行用戶維護。

Children aged from 3 years and less than 8 years shall only switch on/off the appliance provided that it has been placed or installed in its intended normal operating position and they have been given supervision or instruction concerning use of the appliance in a safe way and understand the hazards involved. Children aged from 3 years and less than 8 years shall not plug in, regulate and clean the appliance or perform user maintenance.

- 使用吸塵機前，請確定規格標貼上所示的額定電壓與當地供電電壓相同。如有疑問可向供應商查詢。

Before using the Vacuum Cleaner, check if the voltage marked on the rating label corresponds to the mains in your home.



- 為防止損害電源線，請勿把電源線掛放在檯邊上或接觸發熱的物體。

Do not hang the power cord on the edge of table or touch the surface with high temperature in order to avoid damage to the power cord.

- 使用時，切勿把本產品放置於火爐或發熱的物體附近。

This product cannot be used beside the stove and other high temperature objects.

- 請勿把本產品浸在水或任何液體中，以免引起火災或漏電，導致受傷。

Do not dip the product into water or other liquid as to avoid accident.

- 請勿在本產品上自行加上產品不包括之組件，以免發生意外。

Do not use parts that are not provided by recommended manufacturer as to avoid happen accident.

- 本產品不可在室外或有水漬的地面上使用。

Do not use the appliance outdoor or wet surfaces.

重要安全提示

Important Safety Information

纖幼旋風式吸塵機
Slim Cyclonic Vacuum Cleaner



- 請勿將別針等金屬利器或其他異物放入吸氣口及排氣口，否則會損壞產品。
Do not use the appliance to vacuum glass and a sharp metal, otherwise it might be damaged.
- 吸塵機不可擺放於有潛在危險的地方使用(例如：非常潮濕環境、易燃物品或化學品倉庫)。
The Vacuum Cleaner must NOT be used in potentially dangerous location such as flammable explosive, chemical laden or wet atmospheres.
- 吸塵機不適用於室外及作工業用途。
Vacuum Cleaner is intended for household use ONLY, not for industrial or outdoor use.
- 打開包裝，檢查產品。如發現產品有損壞，請勿使用及即時聯絡供應商。請使用獨立插座。
Remove the package and ensure that the Dryer is undamaged. In case of doubt do not use the Vacuum Cleaner and contact your supplier.
- 包裝物料並非玩具，不可讓小孩玩耍。
Do not let children play parts of package.
- 使用萬能插頭或拖板，容易發生危險。
Avoid using extension cord as the extension cord may overheat and cause fire.
- 請勿使用本產品吸入燃燒物體(例如：香煙、火柴、熱灰燼)。
Do not pick up anything that is burning or smoking (such as cigarettes, matches, hot ashes).
- 請勿使用電源線來拉動或提起本產品。
Do not pull or carry the Vacuum Cleaner by the power cord.
- 請確保本產品的吸氣口及排氣口空氣流通。如有堵塞，應立即清理，避免吸力減低或令摩打過熱。
Always keep the suction inlet and the exhaust outlet free of blockage. If there is any blockage, remove them immediately. Otherwise, it will cause loss of suction power or motor overheat.
- 拔除插頭時不可拉扯電源線，必須緊握插頭，把插頭拔出。
Do not pull the power cord to disconnect with power source. Always grasp the plug to pull out.
- 警告：開/關鍵不應作為切斷電源用途。
WARNING: The On/Off switch should not be used as the sole means of disconnecting power.
- 警告：清潔前必須先拔除電源插頭。
WARNING: To avoid danger of electric shock, unplug from outlet when not in use and before cleaning.
- 吸塵機不可擺近水盆、浴缸、花灑、泳池、潮濕或有積水的周邊環境使用。
The Vacuum Cleaner is not intended for use in the immediate surroundings of a basin, a bath, a shower, a swimming pool, a wet or damp locations.
- 如本產品的電源線有損壞痕跡，為保障安全，請立即停止使用並聯絡供應商或代理商或合資格人員作更換。
If the power cord is damaged, it must be replaced and repaired by service centre.

重要安全提示 Important Safety Information

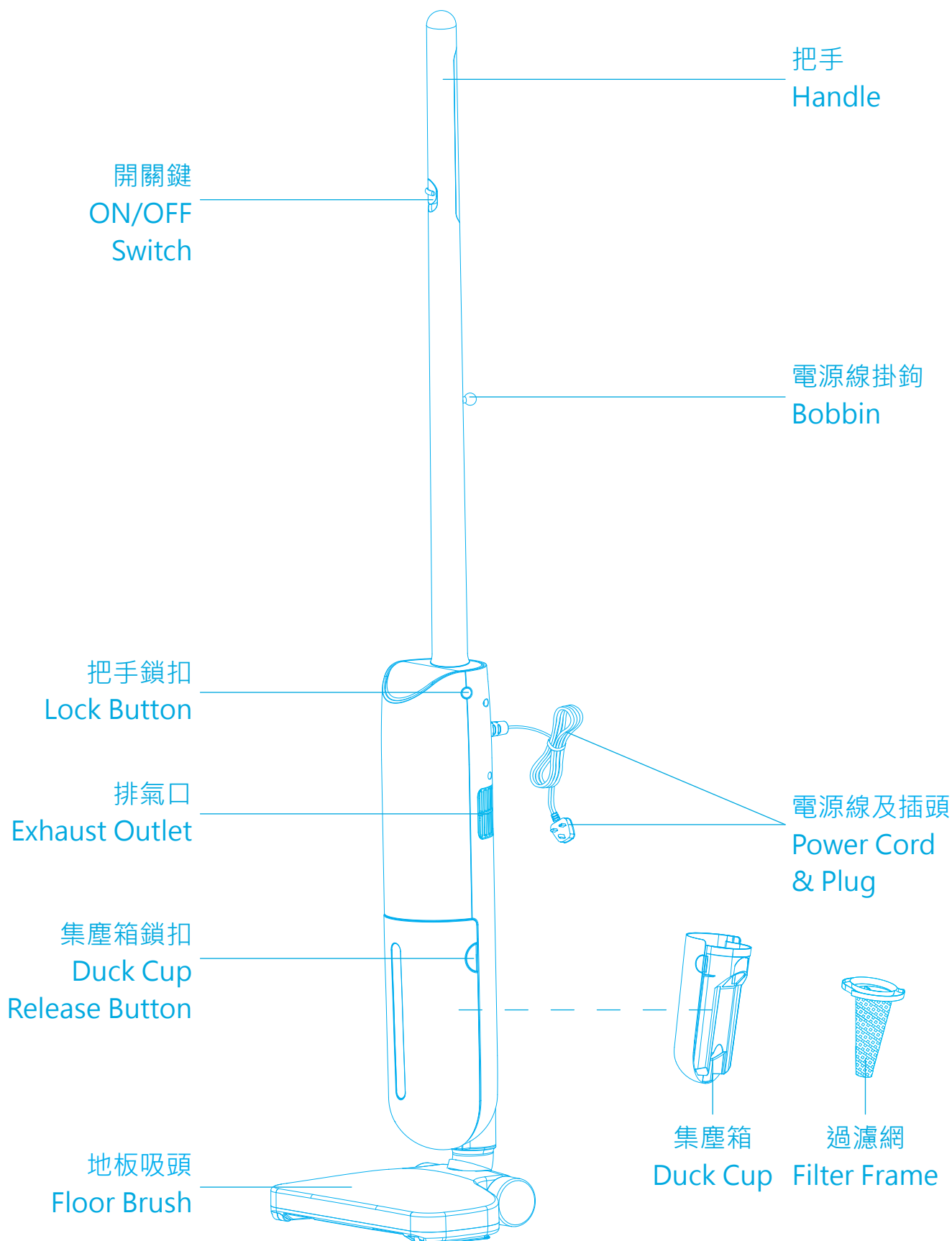
纖幼旋風式吸塵機
Slim Cyclonic Vacuum Cleaner



- 請勿用濕手觸摸產品及其插頭。
Do not handle plug or appliance with wet hand.
- 使用時，請保持頭髮，鬆身衣物，手或身體其他部份吸口，以免被吸著纏住。
Keep hair, loose clothing, fingers and all parts of body away from openings and moving parts.
- 本產品僅設計用於吸取小面積而乾燥小物件；切勿用於吸水或任何液體。
The appliance is designed for vacuuming small areas of dry material only; do not use for vacuuming water or any other liquid.
- 在未裝好集塵箱前，請勿使用本產品。
Do not use the Vacuum Cleaner without dust cup filter in place.
- 切勿使用本產品吸入石膏、水泥等遇水會變硬物料，從而妨礙產品的正常運作。
Do not use the machine to vacuum clean plaster of gypsum, cement, etc, that can harden when coming into contact with water and can thus hamper the normal functioning of the machine.
- 切勿使用本產品吸取金屬物體，如螺絲、釘子、平頭釘和金屬屑等。
Do not use the appliance to vacuum metal objects such as screws, nails, tacks and metal shavings, etc.
- 警告：在不當情況下沖洗過濾網或過濾網未完全乾透情況下使用產品，可能會導致堵塞、產生異味或故障。
WARNING: Improperly rinsing the filter or using the product without completely drying the filter may cause clogging, odor, or malfunction.
- 在樓梯上使用本產品時要小心，以防跌倒。
Be careful when using the appliance on stairs in order to prevent falls.
- 除本說明書內標明，本產品不可作其他用途。
Do not use for any purpose other than described in this instruction.
- 每次使用完畢後，清空配件的污垢。使其遠離灰塵、棉絨、毛髮等以減少吸力受阻。
Empty the dirt in all components after each use. Keep it free of dust, lint, hair, or anything that reduces hinders suction.
- 切勿在任何開口被阻塞的情況下使用，保持吸頭位置沒有灰塵、棉絨、毛髮和任何阻擋吸風的東西。
Do not put any object into openings. Do not use with any opening blocked; keep free of dust, lint, hair and anything that hinders brush.
- 當有灰塵或異物纏繞時，切勿將整個地板吸頭浸入水中清潔。
When the floor brush is entangled with dust or foreign objects, do not immerse the entire floor brush in water to clean.
-  本產品含有可回收材料，不可把本產品作為未分類廢物。請聯繫當地就近指定回收點。
-  This product contains recyclable materials. Do not dispose this product as unsorted municipal waste. Please contact your local municipality for the nearest collection point.

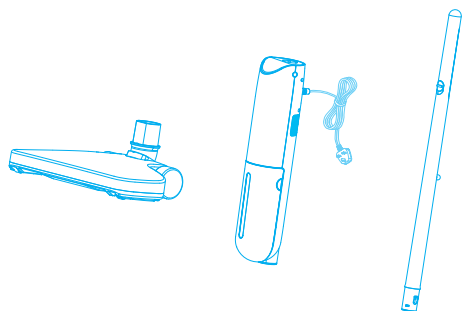
各部名稱 Main Parts

纖幼旋風式吸塵機
Slim Cyclonic Vacuum Cleaner



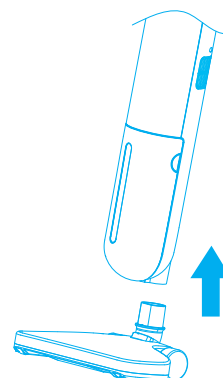
圖片只供參考，一切以實物為準
The picture is for reference only,
everything in kind shall prevail.

1



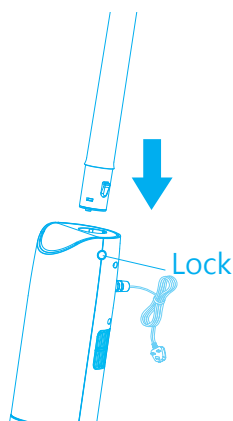
1. 打開包裝，取出主機及配件。
Take out the relative accessories.

2



2. 將地板吸頭插入主機體直至聽到
"咔嚓"的聲音。
Insert the brush into the main
machine after hearing "kata"
voice.

3



3. 將把手入主機體直至聽到"咔嚓"的聲
音。
Insert the handle into the main
machine after hearing "kata" voice.

4



4. 將插頭插入交流電220-240伏特，
50/60赫茲的獨立插座，推開/關鍵
開啟或關閉吸塵機。
Plug the power plug into an
220-240V~, 50/60Hz electrical
outlet, push the ON/OFF switch to
turn on or turn off the Vacuum
Cleaner.

圖片只供參考，一切以實物為準
The picture is for reference only,
everything in kind shall prevail.

注意 / CAUTION:

警告: 不使用吸塵機時，經常保持拔除電源，及切勿將吸塵機浸於水或其他液體中。在清潔本吸塵機前，先將吸塵機關掉及把電源線從插座拔出。

WARNING: ALWAYS UNPLUG THE POWER CORD BEFORE MOVING OR SERVICING. DO NOT IMMERSE THE VACUUM CLEANER IN WATER! BEFORE CLEANING, MAKE SURE THAT THE UNIT HAS BEEN SWITCHED OFF AND IT IS UNPLUGGED FROM THE MAIN OUTLET.

外殼: 清理時切勿將吸塵機浸於水或其他液體中。使用濕潤軟布抹擦清潔，頑固污垢可用軟布沾上含肥皂的溫水抹擦。

Housing: Clean the outside and grille of the Vacuum Cleaner with a soft cloth. To remove persistent dirt, wipe down with a cloth that has been dampened with warm soapy water.

切勿使用研磨性、腐蝕性或易燃性清潔劑(例如漂白劑或酒精)清潔吸塵機的任何部位。
Do NOT use abrasive, corrosive or flammable cleansers (such as bleach or alcohol) to clean any part of the Vacuum Cleaner.

如過多灰塵附在過濾網組件上，產品的吸力會漸漸減弱。在這種情況下，需定期清理過濾網組件。

If too much dust adheres to the filter set, the suction power will be weakened. In such cases, regular cleaning of the filter set is needed.

切勿把過濾網放在洗衣機中洗滌及切勿使用風筒、加熱裝置、乾衣機的熱風吹乾。

Do not wash the filter frame in the washing machine. Also, do not dry it with hot air from a hair dryer, heating device, dryer, etc.

清理集塵箱 / CLEAN THE DUST CUP:

1. 按集塵箱鎖扣，打開集塵箱。

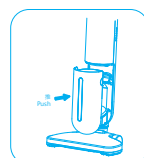
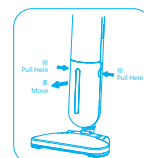
Push the release button to take out the dust cup.

2. 取出過濾網，清理過濾網和集塵箱的垃圾。

Remove the filter flame and clean out the debris from the filter flame and dust box.

3. 清理垃圾後，重新安裝過濾網，如發現過濾網非常骯髒，請及時沖洗和擦拭。

Install the filter flame and dust cup after cleaning. Wash the filter flame if it's dirty.

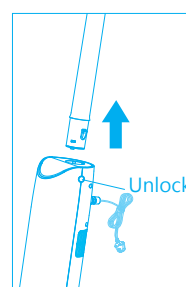


把手拆除: 按住把手鎖扣，並將把手向上推即可拆除把手。

Remove Handle: Press the handle lock and push the handle upward to remove it.

儲存: 連同使用說明書，把吸塵機存放於清涼及乾爽的地方。

STORAGE: Store the Vacuum Cleaner with these instructions in the original box in a cool and dry place.



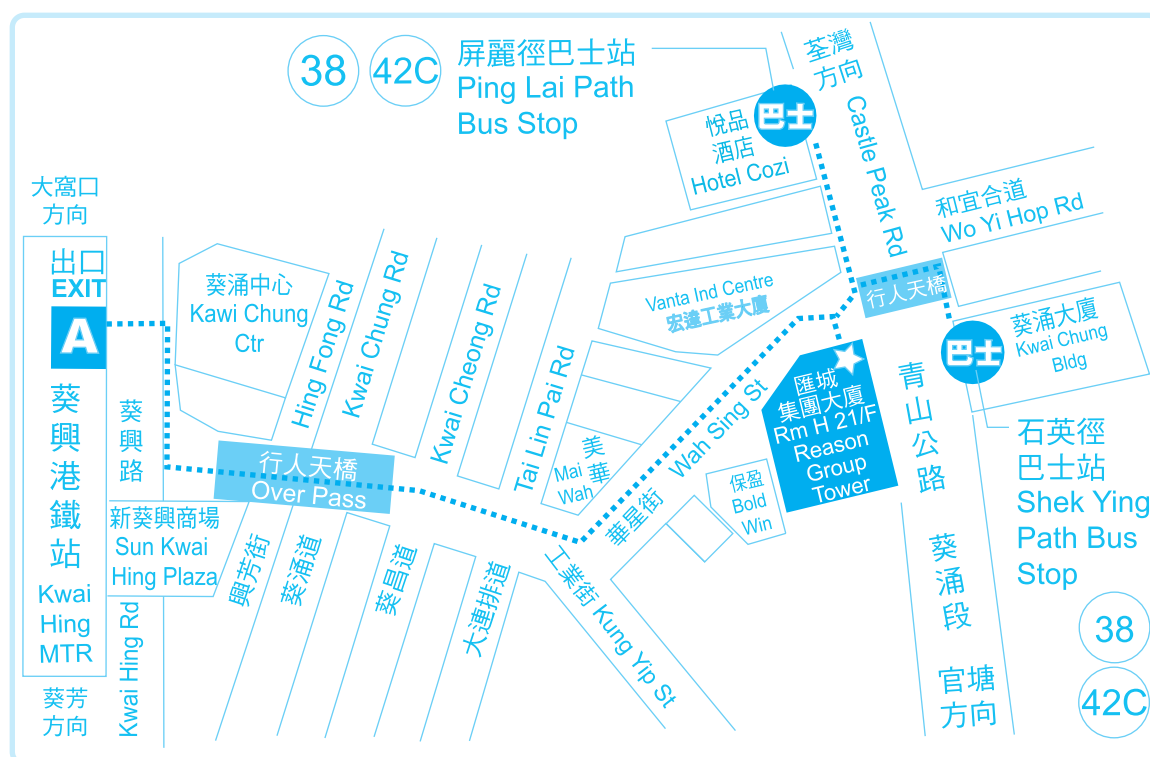
技術規格 Specification

纖幼旋風式吸塵機
Slim Cyclonic Vacuum Cleaner



型號 Model Number	VC11
電源 Power Supply	220-240V~ 50/60Hz
額定功率 Rated Power	400W
集塵箱容量 Dust Cup Capacity	150毫升/ ML(約/Approx.)
產品尺寸 Product Dimension	22.8(W) x 100.7(H) x 14.6(D) cm(約/Approx.)

源澤地圖 Origin Map



辦公時間

10:30am - 12:30pm (星期一至五)
02:30pm - 05:30pm (星期一至五)
10:30am - 12:30pm (星期六)
(星期日及公眾假期休息)

OFFICE HOURS

10:30am - 12:30pm (Mon to Fri)
02:30pm - 05:30pm (Mon to Fri)
10:30am - 12:30pm (Saturday)
(Closed on Sunday and Holiday)

保用

纖幼旋風式吸塵機
Slim Cyclonic Vacuum Cleaner



產品：纖幼旋風式吸塵機

型號：VC11

此產品由購買日期起計算，本公司將根據下列條款及細則，提供一年保養服務(商業用途則為3個月):

1. 於購買後一年內，經本公司技術員判斷為正常運作下損壞之產品，可獲免費維修和/或零件更換。

2. 以下情況不被包括在保養範圍內：

- 若產品是因為濫用、錯誤使用、疏忽及/或意外而遭致損壞；
- 未經本公司授權之自行處理、維修及/或改裝；
- 任何機殼、面蓋、集塵箱、過濾網、地板吸頭、電源線及插頭，以及配件。

3. 需要檢查或維修時，請將產品送往本公司服務中心，並於修理妥當後自行取回。

4. 更換後之任何零件或配件，均屬本公司所有。

5. 本保養服務只適用於香港特別行政區。

6. 顧客必須同時出示零售商之正式發票，方可得到免費維修服務。

升級保用：(須於購買本產品後10天內完成以下步驟；升級保用不適用於商業用途)

A. 額外3個月保用：於本公司網站完成登記，可享有共15個月免費保用；或

B. 額外6個月保用：到訪並“追蹤”本公司 (Origin Marketing Limited) 的Facebook，即可享有共18個月免費保用。(如果已追蹤，則自動享有此升級保用，毋須再進行上述步驟)。

服務中心

源澤市務有限公司

香港新界葵涌青山公路403號(近華星街12號)匯城集團大廈21樓H室

www.origo.hk 電郵: info@origin.hk

電話: 2156 8238

www.origo.hk



Find us on



Warranty

Item : Slim Cyclonic Vacuum Cleaner

Model : VC11

This product is warranted for 1 year (commercial use for 3 months) from the date of purchase under the following conditions:

1. For any defect, in the judgment of our technician, if it is caused under normal use, we are responsible for repairing the product, and/or replacing parts at free of charge.

2. This warranty DOES NOT apply to:

- If the product was damaged by abuse, misuse, negligence or accidents;
- Repair, alteration/modification by unauthorized technician;
- The housing, cover, dust cup, filter frame, floor brush, power cord & plug or accessories.

3. The customer is requested to bring the product to and from our Service Centre.

4. Any parts or accessories, which had been replaced, shall be of our property.

5. This warranty is valid in H.K.S.A.R. only.

6. Original invoice should be presented in order to get free service.

Extended Warranty: (Complete following procedure within 10 days from the date of purchase.

Extended warranty does not apply to commercial use)

A. Extra 3 months warranty: complete Online Warranty Registration on our website to enjoy a total of 15 months of warranty; or

B. Extra 6 months warranty: follow "Origin Marketing Limited" on Facebook to enjoy a total of 18 months of warranty. (If you have already followed, no need to do it again.)

Service Centre

ORIGIN MARKETING LIMITED

Unit H, 21/F., Reason Group Tower (nearby 12 Wah Sing Street),

403 Castle Peak Road, Kwai Chung, N.T., Hong Kong.

www.origo.hk Email: info@origin.hk

Tel: 2156 8238

www.origo.hk



Find us on

