


充電座檯風扇 Rechargeable Desk Fan



HF507

使用說明書

INSTRUCTION MANUAL

- * 使用風扇前，請先細閱使用說明書，並請妥善保存以便將來翻閱。
- ** 本說明書可於本公司網站下載 www.batus.hk。
- * Read all instructions carefully before using the FAN, and keep this instruction for future reference when necessary.
- ** This instruction manual can be acquired at www.batus.hk.

- 使用本風扇前，請先細閱使用說明書。
Read all instructions carefully before using the Fan.

- 必須按照使用說明書指示操作本風扇，否則可能引致產品損壞、短路、火警或人命損傷。

Use this Fan only as described in this manual. Any other use not recommended by the manufacturer may cause fire, electrical shock or injury to persons.

- 打開包裝，檢查風扇。如發現產品有損壞，請勿使用及即時聯絡供應商。

Open the package and ensure that the Fan is undamaged. In case of doubt, do not use the FAN and contact your supplier.

- 包裝物料並非玩具，不可讓小孩玩耍。

Do not let children play parts of package.

- 本產品內置充電電池，請使用本產品提供的USB電源線替產品進行完全充電。

This Fan is driven by batteries. Please use the USB cable provided to fully charge the product before use.

- 不可擅自拆卸、修理、改造本產品，如有任何問題請先致電客戶服務中心。

Do not take this Fan apart exposing electrical parts. Call customer service for assistance and guarantee information.

- 本機不是為體質、感覺或智力有障礙人士(包括小孩)或缺乏經驗及知識者使用，除非他們曾經接受負責安全人士的監督或指示，大人應指導小孩不可把玩電器。

This appliance is not intended for use by persons (including children) with reduced physical, sensory or mental capabilities, or lack of experience and knowledge, unless they have been given supervision or instruction concerning use of the appliance by a person responsible for their safety.

Children should be supervised to ensure that they do not play with the appliance.

- 本產品內有鋰電池，禁止拆解、撞擊、擠壓或投入火中。若出現嚴重鼓脹，請勿繼續使用。請勿置於高溫環境。

This product contains a lithium battery, and it is for hidden to disassemble, hit, squeeze or throw it into fire. Do not use if severe swelling occurs. Do not place in a high temperature environment.

- 每存放三個月充電一次，避免電池損壞。

Make a charging when not use the Fan for three months to avoid damage of battery.

- 本風扇不適用於室外及作工業用途。

This Fan is intended for household use ONLY and not for industrial or outdoor use.

- 切勿將任何異物放入風扇內；或阻擋風扇出風口及入風口，皆因以上一切行為均可能導致風扇損壞。

Do not insert any objects into the Fan as it may cause an electric shock or damage. Do not block or tamper with the Fan in any manner while it is in operation.

- 切勿將風扇擺放在發熱源頭或火源附近。

Do not place the Fan near a source of heat or fire.

- 不可在潮濕或有積水的環境使用，不可將風扇擺放於浴缸或大型容器上面。


The Fan is not intended for use in wet or damp locations. Never locate the Fan where it may fall into a bathtub or other water container.


- 警告：清理前必須先拔除USB線。若USB線損壞，必須交由製造商或其代理指定維修服務中心檢查及修理。

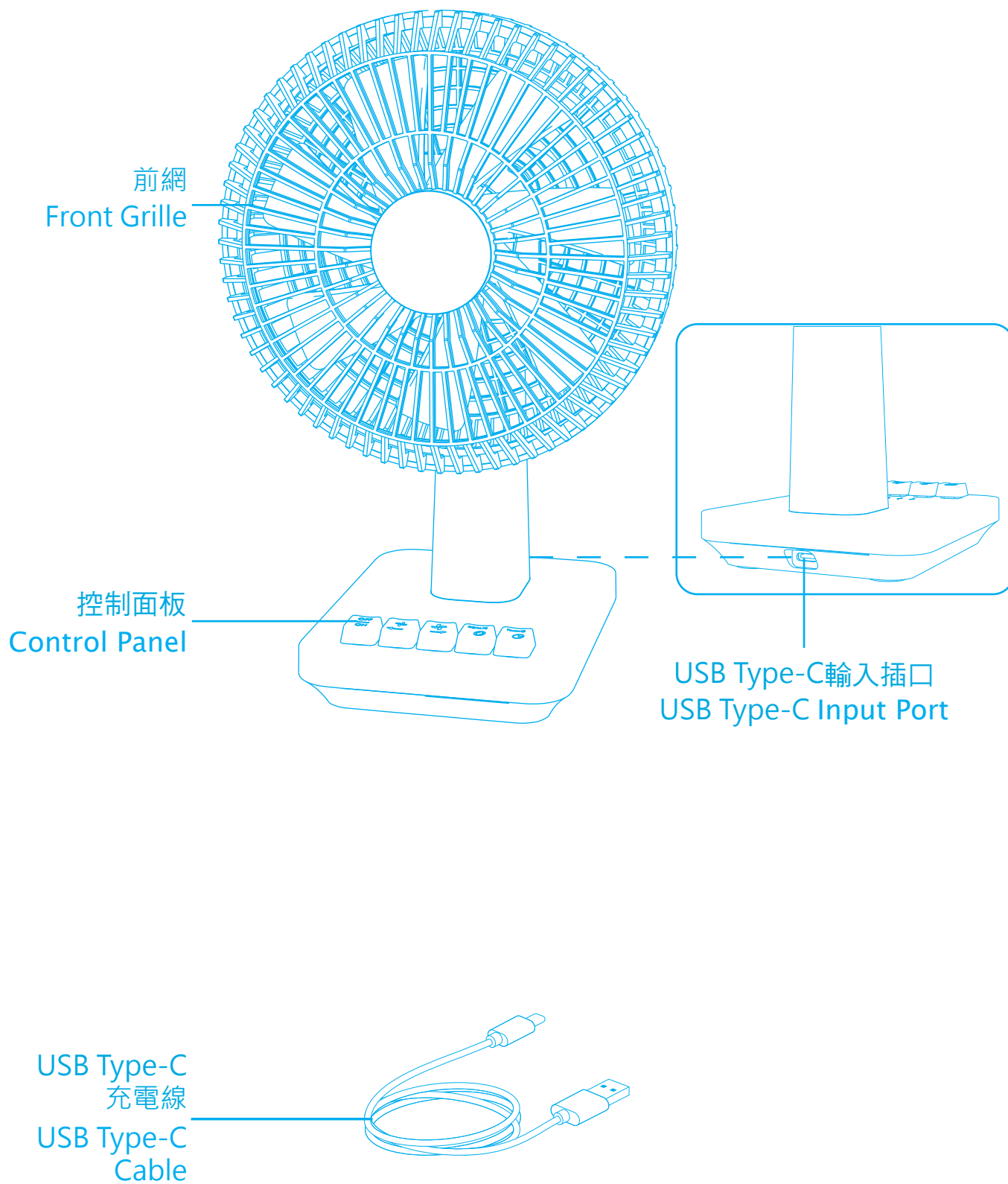
WARNING: To avoid danger of electric shock, unplug the USB cable when not in use and before cleaning. If the power cord is damaged, it must be replaced by the manufacturer, its service agent or similarly qualified persons in order to avoid hazard.

- 請保持清潔以維持風扇處於良好狀態(詳細請參閱清理及維護部份)。

Keep the Fan clean to maintain in good condition (refer to maintenance section).

-  本產品含有可回收材料，不可把本產品作為未分類廢物。請聯繫當地就近指定回收點。

 This product contains recyclable materials. Do not dispose this product as unsorted municipal waste. Please contact your local municipality for the nearest collection.



圖片只供參考，一切以實物為準
The picture is for reference only,
everything in kind shall prevail.

風扇可使用控制面板按鍵操控(如圖1)。

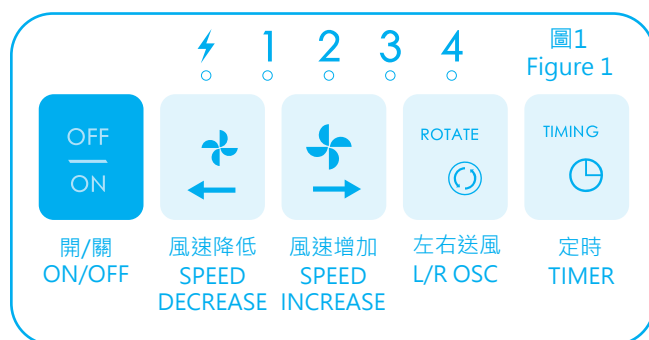
The Fan may be operated by the control panel (as shown in Figure 1).

1. 將風扇擺放於穩固的平面上，將USB線接駁到風扇底座電源輸入端口，再把USB線連接到設備或充電使用。

Place the Fan on a stable and flat surface. Plug the USB cable into the power input port of the Fan then plug the USB cable into a source of power or charging use.

2. 開/關: 按 "OFF/ON" 按鈕，風扇以第1檔啟動。

POWER: Turn the Fan ON by pressing the "OFF/ON" button, the Fan start at speed 1.



圖片只供參考，一切以實物為準
The picture is for reference only, everything in kind shall prevail.

3. 風速: 按風速增加按鈕 "↗️", 增加所需風速: 2-4段風速。顯示屏將會顯示風速。按風速降低按鈕 "↖️", 降低所需風速: 3-1段風速。LED顯示燈將會顯示風速。


SPEED: Increase the Fan speed to the desired level: speed 2-4 by pressing "↗️" button. The speed setting is displayed on the display. Decrease the Fan speed to the desired level: speed 3-1 by pressing "↖️" button. The speed setting is displayed on the LED indicator light.

4. 左右送風: 按左右送風按鈕 "🔄", 風扇以自動左右搖擺模式送風。如欲停止自動左右搖擺送風，再按此鍵一次。

OSC(LEFT/RIGHT): Press the "🔄" button to allow the Fan to LEFT/RIGHT oscillate the wind direction. To stop the oscillation, press this button again.

5. 上下角度調校: 風扇可以手動方式調整上下送風方向。

UP/DOWN ANGLE ADJUSTMENT: Fan can be manually adjusted the up/down wind direction.



6. 定時設置: 按定時設置按鈕 "🕒", 選定4個不同的自動關機時間，分別為1-4小時，LED顯示燈將會亮起。

TIMER: Press the "🕒" button to set desired auto power off time. There are 4 time intervals, from 1-4-hour, LED indicator light will light on.

7. 關機: 如需關機，按下 "OFF/ON" 按鈕。

OFF: To turn off the Fan, press the "OFF/ON" Button.

8. 充電/使用時間：

充電時間: 約4小時。

使用時間: 最長約5小時(跟據不同設定)。

提示:根據電池壽命，充電池的使用時間會持續縮短。

CHARGING/USING TIME:

Charging Time: Approx. 4 Hours.

Using Time: Approx. 5 Hours (Max.) (Depending on different settings).

Reminder : According to the battery life, the using time of the rechargeable battery will be shortened continuously.

9. 充電: 當低電量時，將USB線連接到設備(例如:電源適配器，充電器)，另一端連接到風扇的電源輸入端口，為其供電及電池充電。

CHARGING: On low power, connect the USB cable to a device(e.g. Power Adaptor, Power Bank), and the power input port of the Fan to provide power for it and charge the battery inside.

- 首次充電時間: 最少充電約4小時。

First charging time: At least 4 Hours.

- 充電時電源顯示燈會不斷閃爍，充電完成時會長亮。

The power indicator light will be flash on when charging and light on continuously when fully charged..

- 如本產品長期不使用時，建議每三個月充電一次，避免電池損壞導致產品不能使用。

It is recommended to charge it every 3 months to avoid battery damage and affect product functions if the product is not working for a longtime.

- 建議使用DC5V 2.0A電源充電，否則會使充電池的壽命縮短。(電源適配器不包括在內)


It is recommended to use DC5V 2.0A power supply for charging to achieve the better battery performance. (Power adaptor not included)

- 充電時同時使用風扇，請使用DC5V 2.0A電源。否則電機可能不會工作，風扇可能被誤認為發生故障。

When using the fan while charging, use a power source only with DC5V 2.0A. Otherwise, the motor may not work, and the Fan may be misunderstood to be faulty.

- 充電及使用時間視乎設定和環境因素而定；實際結果可能有所差異。

Charging and operation time vary with settings and environmental factors; actual results will vary.



圖片只供參考，一切以實物為準
The picture is for reference only,
everything in kind shall prevail.

警告：切勿將風扇浸於水或其他液體中。在清潔本風扇前，先將風扇關掉及把USB充電線拔除。

WARNING: UNPLUG THE USB CABLE BEFORE MOVING OR SERVICING. DO NOT IMMERSE THE FAN IN WATER! BEFORE CLEANING, MAKE SURE THAT THE UNIT HAS BEEN SWITCHED OFF.

外殼：清理時切勿將風扇浸於水或其他液體中。使用濕潤軟布抹擦清潔，頑固污垢可用軟布沾上含肥皂的溫水抹擦。

House: Clean the outside of the Fan with a soft cloth, to remove persistent dirt or grime wipe down with a cloth that has been dampened with warm soapy water.

注意：切勿使用含有腐蝕性的清潔劑或溶液清理風扇。

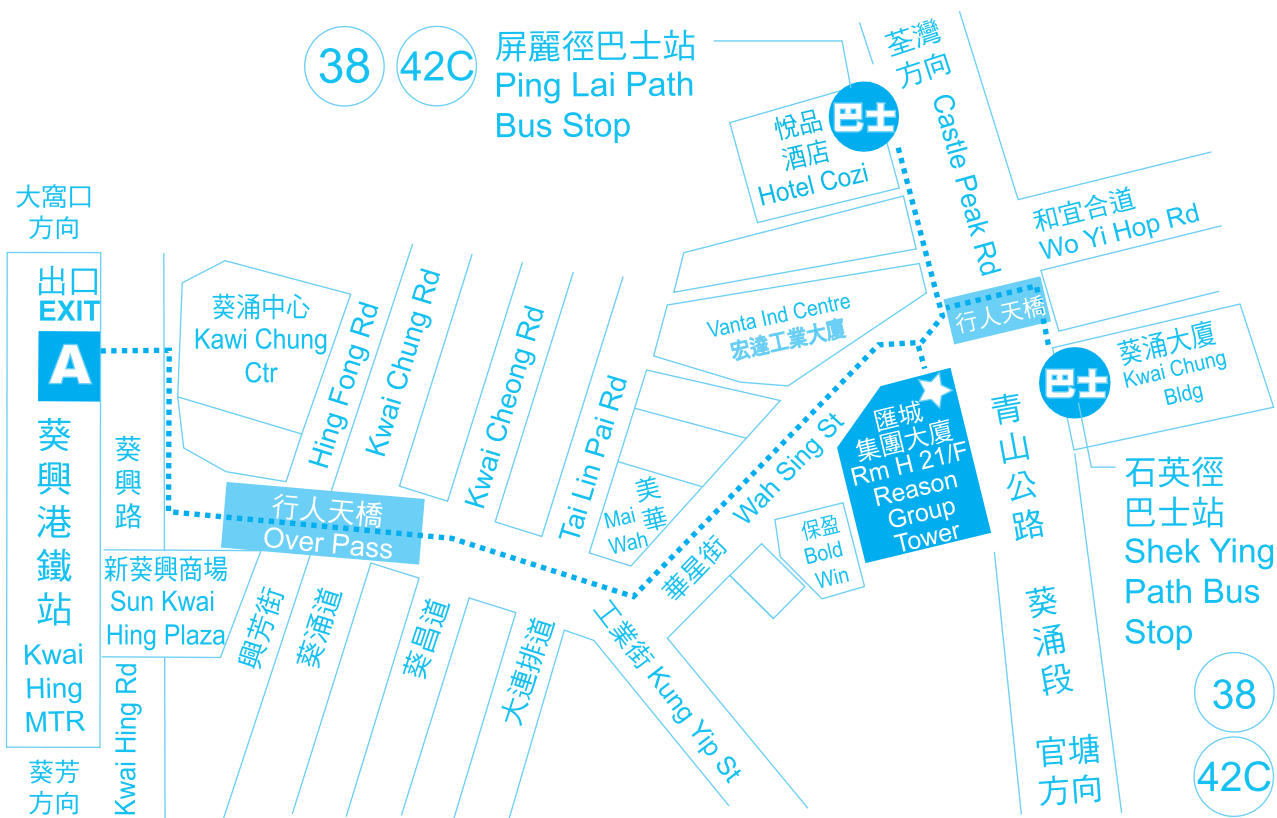
CAUTION: Do NOT use gasoline, benzene, thinner, harsh cleaners, etc., as they will damage the Fan. NEVER use ALCOHOL or any other SOLVENTS.

儲存：連同使用說明，把風扇存放於清涼及乾爽的地方。

STORAGE: Store the Fan with these instructions in the original box in a cool and dry place.

技術規格 Specification

型號 Model Number	HF507
輸入 Input	5V==2.0A
電池 Battery	Li-ion 4000mAh
產品尺寸 Product Dimension	155(W) x 240(H) x 130(D) mm (約/Approx.)



辦公時間

10:30am - 12:30pm (星期一至五)
02:30pm - 05:30pm (星期一至五)
10:30am - 12:30pm (星期六)
(星期日及公眾假期休息)

OFFICE HOURS

10:30am - 12:30pm (Mon to Fri)
02:30pm - 05:30pm (Mon to Fri)
10:30am - 12:30pm (Saturday)
(Closed on Sunday and Holiday)

保用

充電座檯風扇
Rechargeable Desk Fan



產品： 充電座檯風扇

型號： HF507

此產品由購買日期起計算，本公司將根據下列條款及細則，提供一年保養服務(商業用途則為3個月):

1. 於購買後一年內，經本公司技術員判斷為正常運作下損壞之產品，可獲免費維修和/或零件更換。

2. 以下情況不被包括在保養範圍內：

- 若產品是因為濫用、錯誤使用、疏忽及/或意外而遭致損壞；
- 未經本公司授權之自行處理、維修及/或改裝；
- 任何機殼、前網、扇葉、USB Type-C充電線，以及配件。

3. 需要檢查或維修時，請將產品送往本公司服務中心，並於修理妥當後自行取回。

4. 更換後之任何零件或配件，均屬本公司所有。

5. 本保養服務只適用於香港特別行政區。

6. 顧客必須同時出示零售商之正式發票，方可得到免費維修服務。

升級保用：(須於購買本產品後10天內完成以下步驟；升級保用不適用於商業用途)

A. 額外3個月保用: 於本公司網站完成登記，可享有共15個月免費保用；或

B. 額外6個月保用: 到訪並“追蹤”本公司 (Origin Marketing Limited) 的Facebook，即可享有共18個月免費保用。(如果已追蹤，則自動享有此升級保用，毋須再進行上述步驟)。

www.batus.hk



Find us on



服務中心

源澤市務有限公司

香港新界葵涌青山公路403號(近華星街12號)匯城集團大廈21樓H室

www.origin.hk 電郵: info@origin.hk

電話: 2156 8238

Warranty

Item : Rechargeable Desk Fan

Model : HF507

This product is warranted for 1 year (commercial use for 3 months) from the date of purchase under the following conditions:

1. For any defect, in the judgment of our technician, if it is caused under normal use, we are responsible for repairing the product, and/or replacing parts at free of charge.

2. This warranty DOES NOT apply to:

- If the product was damaged by abuse, misuse, negligence or accidents;
- Repair, alteration/modification by unauthorized technician;
- The housing, front grille, fan blade, USB Type-C cable or accessories, is excluded from this warranty.

3. The customer is requested to bring the product to and from our Service Centre.

4. Any parts or accessories, which had been replaced, shall be of our property.

5. This warranty is valid in H.K.S.A.R. only.

6. Original invoice should be presented in order to get free service.

Extended Warranty: (Complete following procedure within 10 days from the date of purchase. Extended warranty does not apply to commercial use)

A. Extra 3 months warranty: complete Online Warranty Registration on our website to enjoy a total of 15 months of warranty; or

B. Extra 6 months warranty: follow "Origin Marketing Limited" on Facebook to enjoy a total of 18 months of warranty. (If you have already followed, no need to do it again.)

Service Centre

ORIGIN MARKETING LIMITED

Unit H, 21/F., Reason Group Tower (nearby 12 Wah Sing Street),

403 Castle Peak Road, Kwai Chung, N.T., Hong Kong.

www.origin.hk Email: info@origin.hk

Tel: 2156 8238

www.batus.hk



Find us on

