




多 功 能 電 熱 鍋 Multi-function Cooker



MC122

使用說明書

INSTRUCTION MANUAL

- * 使用本產品前，請先細閱使用說明，並請妥善保存以便將來翻閱。
- ** 本說明書可於本公司網站下載 www.origo.hk。
- * Read all instructions carefully before using the appliance, and keep this instruction for future reference when necessary.
- ** This instruction manual can be acquired at www.origo.hk.

- 本機不是為體質、感覺或智力有障礙人士包括小孩或缺乏經驗及知識者使用，除非他們曾經接受負責安全人士的監督或指示。大人應指導小孩不可把玩電器。

This appliance is not intended for use by persons (including children) with reduced physical, sensory or mental capabilities, or lack of experience and knowledge, unless they have been given supervision or instruction concerning use of the appliance by a person responsible for their safety. Children should be supervised to ensure that they do not play with the appliance.

- 本產品是家用或在類似環境使用，例如：商店內部、辦事處以及其他類似工作環境的廚房區域、農舍、客戶在旅館、汽車旅館和其他住宅類型的環境。

This appliance is intended to be used in household and similar applications such as: staff kitchen areas in shops, office and other working environments; farmhouses; by clients in hotels; motels and other residential type environments; bed and breakfast type environments.

- 本機不能用於附加外置的時計或控制器。

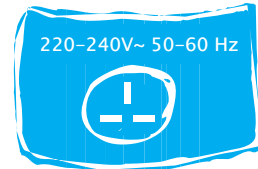
Appliances are not intended to be operated by means of an external timer or separate remote-control system.

- 使用時確保本品放置於安全、平穩的表面上。

Ensure the appliance is placed on a stable, secure surface to eliminate the possibility of tipping over or avoid any water in the set.

- 使用本產品前，請確定規格標貼上所示的額定電壓與當地供電電壓相同。如有疑問可向供應商查詢。

Before using the appliance, check if the voltage marked on the rating label corresponds to the mains at your home.



- 電源線或保險線損壞時，不應自行更換。應到指定維修中心更換相同或更高規格的電源線或更換保險線。

To prevent the risk of electric shock, DO NOT USE the set with broken power supply wires, broken fuse or broken plug. All repair works must be made by a professional (authorized distributor). NEVER TRY TO REPAIR the cable or plug by yourself. Please take the damaged set to your local authorized maintenance center.

- 本產品不應使用延長線與標稱小於13A的插座，必須使用與原裝同規格之電線。

Use of an extension cord is not recommended as it may overheat and cause risk of fire. Must use the same specification power cord with the original power cord.

- 打開包裝，檢查產品。如發現產品有損壞，請勿使用及即時聯絡供應商。

Open the package and ensure that the appliance is undamaged. In case of doubt do not use the appliance and contact your supplier.

重要安全提示

Important Safety Information

多功能電熱鍋

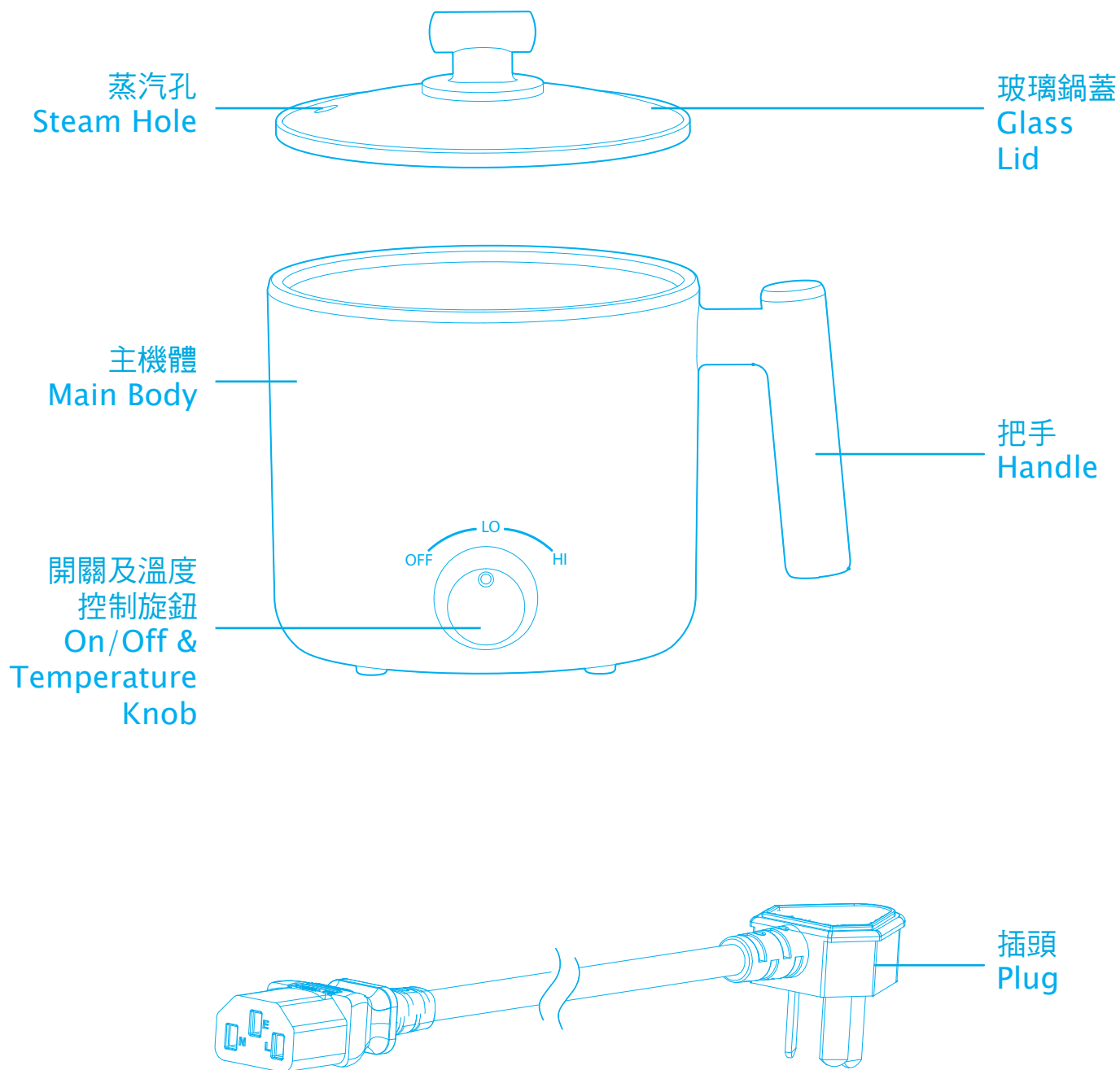
Multi-function Cooker



- 防止電插座負荷過重或損害保險線，高耗電量之電器不能同時接駁到同一電插座或同一線路。
To prevent overloading and blowing fuses, ensure that no other high power appliance is plugged into the same socket, or another socket which is connected in the same circuit.
- 切勿於水源或易燃物品附近使用。
DO NOT OPERATE this appliance near water sources or flammable liquids.
- 使用時，切勿把本產品放置於火爐或發熱的物體附近。
This appliance cannot be used beside the stove and other high temperature objects.
- 電源線切勿靠近火源、高溫或隱藏在地毯之下，亦不可靠近水源。
DO NOT PUT the cord under the carpet, blankets. Always keep the power cable away from the walk way in room.
- 不可在潮濕或有積水的環境使用，不可將本機放於浴缸或大型容器上面。
The appliance is not intended for use in wet or damp locations. Never locate the appliance where it may fall into a bathtub or other water container.
- 切勿於高溫表面上或附近使用本產品。
DO NOT OPERATE this appliance on or near any hot surface.
- 為防止損害電源線，請勿把電源線掛放在檯邊上或接觸發熱的物體。
Do not hang the power cord on the edge of table or touch the surface with high temperature in order to avoid damage to the power cord.
- 使用本產品時，電熱鍋必須放上食物，不可進行乾燒。此舉將嚴重縮短產品使用壽命。
Do not allow to turn on this appliance if you have not place any food on it.
- 所有未開封的密封包裝食品(例如:罐頭)，不可使用本產品直接進行加熱，避免發生危險。
To avoid any danger of explosion, please do not heat the canned goods before remove their cover.
- 請勿將產品放在桌布或窗簾等可燃物料上或附近上使用。使用時不應靠近牆角，其周圍30厘米內不應放置其他易燃物品，免溫度過高引起爆裂、變形、變色等。
In order to prevent any accident, do not place the appliance on or near combustible materials such as a tablecloth or curtains. Do not operate this appliance near water sources or flammable liquids within 30 cm.
- 首次使用時，會有短暫時間的煙霧冒出，並有輕微異味。此種現象屬正常，請不用擔心。
For first time operation, there will have some smoke or smell. This situation happens properly. Don't worry about that.
- 在本產品冷卻前，切勿接觸其發熱表面。
Never try to touch the hot surface of this appliance before it is cool down.
- 本產品使用時間較長後，表面顏色有所變化，這是正常現象。
If this appliance is using very long time, the surface of appliance will become fade, this situation also happens properly.

各部名稱 Main Parts


多 功 能 電 熱 鍋
Multi-function Cooker



圖片只供參考，一切以實物為準
The picture is for reference
only, everything in kind shall
prevail.

使用前的準備 Preparation Before Use:

1. 先拿出所有配件，以濕潤毛巾清潔，放置於平坦位置上。
Take apart all accessories, clean with a soft damp cloth. Place your appliance on the level and stable surface.
2. 使用前請確保已拆除所有包裝物料。
Make sure that all package materials are removed before use.
3. 將電熱鍋放在平坦的水平表面上。
Place the Cooker on a flat, level surface.
4. 選擇靠近電源插座的位置，不要放在有水的地方使用。
Choose the near part of socket during use. Do not use it near any sources with water.
5. 將插頭接駁到電源接駁口。
Plug the power plug to the power socket .
6. 將插頭插入交流電220-240伏特，50-60赫茲的獨立插座，電熱鍋已可使用。
Plug the power plug into an 220-240V~, 50-60Hz electrical outlet, the Cooker is ready for use.



圖片只供參考，一切以實物為準
The picture is for reference only, everything in kind shall prevail.


7. 第一次使用電熱鍋，電熱鍋可能會出現少量冒煙及氣味約5分鐘，因為本產品在生產時發熱線帶有一層保護油，此乃正常現象。
Before using for the first time, there will have some smoke or smell about 5 minutes. Because this Cooker have some protective oil on the surface of the heating element during production.

電熱鍋可使用開關及溫度控制旋鈕操控。

The Cooker may be operated by the on/off & temperature knob.

1. 將所需的水或食材加入電熱鍋中，所加水量不能超過鍋內最高注水線"MAX"。

Add the required water or ingredients to the Cooker, and the amount of water should not exceed the maximum water level "MAX" scale in the Cooker.



圖片只供參考，一切以實物為準
The picture is for reference only, everything in kind shall prevail.

2. 將開關及溫度控制旋鈕從"OFF"調到"HI"，此時電熱鍋開始工作。

Turn the on/off & temperature knob from "OFF" to "HI", and the Cooker is start working.

3. 電熱鍋適用於蒸、煮、火鍋等。

The Cooker is suitable for steam / slow cooking / hot pot function, etc.

4. 根據不同食物或不同口味，調節不同火力(關機"OFF" – 低"LO" – 高"HI")。

According to the different heat of cooking request, adjust the knob from "OFF" – "LO" – "HI".

5. 使用完畢後，請將旋鈕調回至"OFF"及切斷電源。

When finished using the Cooker, turn the knob to "OFF" position.

6. 待電熱鍋完全冷卻後方可清潔或移動機身。

Wait until the Cooker is completely cool down before moving or cleaning.

注意：當沸騰時，請勿靠近蒸汽孔，以免燙傷。

Note: When boiling, do not get close to the steam hole to avoid burns.

注意/CAUTION:

警告: 不使用電熱鍋時，經常保持拔除電源，及切勿將電熱鍋浸於水或其他液體中。在清潔本電熱鍋前，先將電熱鍋關掉及把電源線從插座拔出，然後讓電熱鍋完全冷卻。

*注意：打開鍋蓋，使電熱鍋冷卻更快。

WARNING: ALWAYS UNPLUG THE POWER CORD BEFORE MOVING OR SERVICING. DO NOT IMMERSE THE COOKER IN WATER! BEFORE CLEANING, MAKE SURE THAT THE UNIT HAS BEEN SWITCHED OFF AND IT IS UNPLUGGED FROM THE MAIN OUTLET AND LET THE COOKER COOL DOWN COMPLETELY.

* Note: Open the lid to let the Cooker cool down more quickly.

外殼: 清理時切勿將電熱鍋浸於水或其他液體中。使用濕潤軟布抹擦清潔，頑固污垢可用軟布沾上含肥皂的溫水抹擦。

Housing: Clean the outside and grille of the main body of Cooker with a soft cloth. To remove persistent dirt, wipe down with a cloth that has been dampened with warm soapy water.

1. 每次使用後都要清潔電熱鍋。
Clean the Cooker each time .
2. 切勿使用研磨性、腐蝕性或易燃性清潔劑(例如漂白劑或酒精)清潔電熱鍋的任何部位。
Do NOT use abrasive, corrosive or flammable cleansers (such as bleach or alcohol) to clean any part of the Cooker.
3. 請勿使用金屬廚房用具或研磨性清潔材料來清潔鍋蓋及電熱鍋。
Do not use metal kitchen utensils or abrasive cleaning materials to clean the lid and Cooker.
4. 用濕布擦拭電熱鍋的外部。
Wipe the outside of the Cooker with a moist cloth.
5. 用熱水，一些洗滌液和非研磨性海綿清潔所有配件。
Clean all accessories with hot water, mild cleaner and a non-abrasive sponge.
6. 請不要將插頭、電熱鍋浸入到液體中進行清潔。鍋蓋可以直接進行清洗，方便衛生。
Do not immerse the plug and Cooker in water to clean.



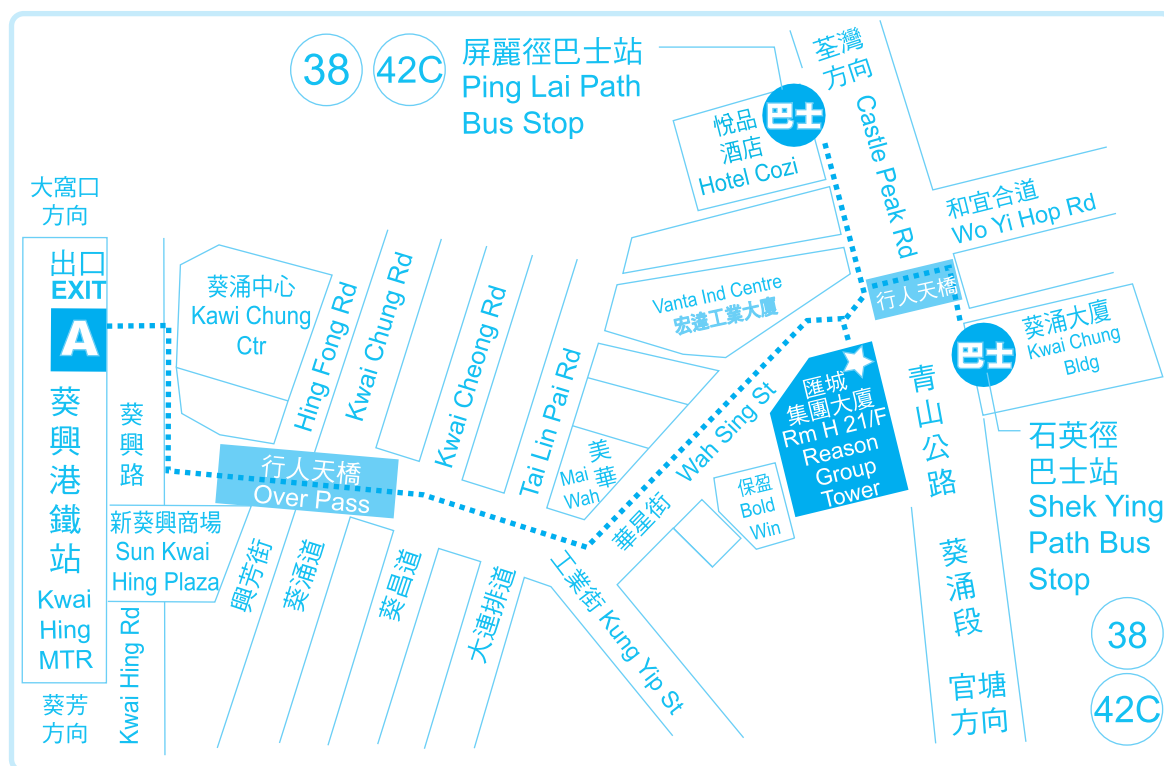
提示: 如果污垢粘在電熱鍋內，請在電熱鍋內注入一些清洗液。讓電熱鍋浸泡約5分鐘。
Tip: If dirt is stick in the Cooker, fill in with hot water and mild cleaner. Let the Cooker soak for approximately 5 minutes.

儲存: 連同使用說明，把電熱鍋存放於清涼及乾爽的地方。

STORAGE: Store the Cooker with these instructions in the original box in a cool and dry place.

型號 Model Number	MC122
電源 Power Supply	220-240V~ 50-60Hz
額定功率 Rated Power	600W
容量 Capacity	1.6公升(L) (約/Approx.)
產品尺寸 Product Dimension	220(W) x 195(H) x 190(D) mm (約/Approx.)

源澤地圖 Origin Map



辦公時間

10:30am – 12:30pm (星期一至五)
02:30pm – 05:30pm (星期一至五)
10:30am – 12:30pm (星期六)
(星期日及公眾假期休息)

OFFICE HOURS

10:30am – 12:30pm (Mon to Fri)
02:30pm – 05:30pm (Mon to Fri)
10:30am – 12:30pm (Saturday)
(Closed on Sunday and Holiday)

產品保用証(一年自攜服務)

多功能電熱鍋
Multi-function Cooker

origo

產品： 多功能電熱鍋

型號： MC122

此產品由購買日期起計算，本公司將根據下列條款及細則，提供一年保養服務(商業用享為3個月)：

1. 於購買後一年內，經本公司技術員判斷為正常運作下損壞之產品，可獲免費維修和/或零件更換。
 2. 以下情況不被包括在保養範圍內：
 - 若產品是因為濫用、錯誤使用、疏忽及/或意外而遭致損壞；
 - 未經授權之自行處理、維修及/或改裝；
 - 任何機殼、玻璃鍋蓋、電源線及插頭，以及配件。
 3. 需要檢查或維修時，請將產品送往本公司服務中心，並於修理妥當後自行取回。
 4. 更換後之任何損壞零件，均屬本公司所有。
 5. 本保養服務只適用於香港特別行政區。
 6. 顧客必須同時出示零售商之正式發票，方可得到免費維修服務。
- *** 額外3個月保用：凡於購買產品後10天內完成網上登記，即可免費延長保用期3個月，即15個月免費保用(商業用途除外)。請即登入網站: www.origo.hk

服務中心

源澤市務有限公司

香港新界葵涌青山公路403號(近華星街12號)匯城集團大廈21樓H室

電話: 2156 8238

www.origo.hk

www.origo.hk



Find us on



Warranty Card(1 year carry-in)

Item : Multi-function Cooker

Model : MC122

This product is warranted for 1 year (commercial use for 3 months) from the date of purchase under the following conditions:

1. For any defect, in the judgment of our technician, if it is caused under normal use, we are responsible for repairing the product, and/or replacing parts at free of charge.
2. This warranty DOES NOT apply to:
 - If the product has been damaged through abuse, misuse, negligence or accidents;
 - Unauthorized repair, alteration/modification;
 - The housing, glass lid, power cord & plug or accessories.
3. The customer is requested to bring the unit to and from our Service Centre whenever service is needed.
4. Any defective parts, which had been replaced, shall be of our property.
5. This warranty is valid in H.K.S.A.R. only.
6. Please show the Invoice to get free service.

***Extra 3 months warranty: just complete Online Warranty Registration within 10 days from the date of receipt, free warranty will be extended to 15 months (not applicable to commercial use). Please enter our website: www.origo.hk

Service Centre


ORIGIN MARKETING LIMITED

Unit H, 21/F., Reason Group Tower (nearby 12 Wah Sing Street),
403 Castle Peak Road, Kwai Chung, N.T., Hong Kong.

Tel: 2156 8238

www.origo.hk

www.origo.hk



Find us on

