



Rechargeable Neck Cool & Warm Neck Fan User Manual



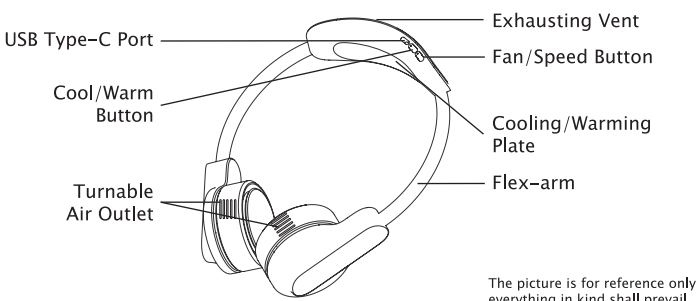
Model: NF2221

*Please read the instruction carefully before use, and keep the instruction manual properly.
**This user manual can be acquired at www.batus.hk.

MODEL & SPECIFICATION

Product Name	Rechargeable Cool & Warm Neck Fan		
Product Model	NF2221		
Input Voltage	DC5V 2A(Max)	Battery	Li-ion x 4000mAh
Charging Time	Approx. 4 Hours.		
Operation Time	Cooling/Warming: Approx. 4 Hours Fan: Approx. 8 Hours (*Depending on different speeds)		
Product Size	210(W)x220(H)x70(D)mm (Approx.)		
Accessories	USB Type-C cable and User Manual		

MAIN PARTS



The picture is for reference only, everything in kind shall prevail.

ATTENTIONS

1. This product is not intended for use by persons (including children) with reduced physical, sensory or mental capabilities, or lack of experience and knowledge, unless they have been given supervision or instruction concerning use of the product by a person responsible for their safety. Children should be supervised to ensure that they do not play with the product.
2. This product contains a lithium battery, and it is for hidden to disassemble, hit, squeeze or throw it into fire. Do not use if severe swelling occurs. Do not place in a high temperature environment.
3. This Fan is intended for household use ONLY and not for industrial or outdoor use.
4. Use this Fan only as described in this manual. Any other use not recommended by the manufacturer may cause fire, electrical shock or injury to persons.
5. Open the package and ensure that the Fan is undamaged. In case of doubt, do not use the Fan and contact your supplier.
6. Do not let children play parts of package.
7. This Fan is driven by batteries. Please use the USB cable provided to fully charge the product before use.
8. Do not take this Fan apart exposing electrical parts. Call customer service for assistance and guarantee information.
9. Do not insert any objects into the Fan as it may cause an electric shock or damage. Do not block or tamper with the Fan in any manner while it is in operation.
10. Do not leave the Fan unattended. Always switched off the Fan when not in use.
11. Always switched off the Fan and unplug the USB cable when moving it from one location to another.

12. The Fan is not intended for use in wet or damp locations. Never locate the Fan where it may fall into a bathtub or other water container.
13. Do not place the Fan near a source of heat or fire.
14. WARNING: To avoid danger of electric shock, unplug the USB cable and switched off the Fan when not in use and before cleaning. If the Fan is damaged, it must be replaced by the manufacturer, its service agent or similarly qualified persons in order to avoid hazard.



This product contains recyclable materials. Do not dispose this product as unsorted municipal waste. Please contact your local municipality for the nearest collection.

DIRECTIONS FOR USE

1. On/Off: Turn the Fan on by pressing the fan/speed button "⏻", the indicator light on, the Fan start at low speed.
2. Speed: Adjust the Fan speed to the desired level: Low, Medium, or High by pressing fan/speed button "⏻".
3. Angle Adjustment: Air outlet angle can be adjusted.
4. Cooling Function: Press the cool/warm button "❄️" to turn on the cooling function, and the green light will light on.
5. Warming Function: Long press the cool/warm button "❄️" for 2 seconds to turn on the warming function, and the red light will light on.
6. To turn off the cooling/warming function, press this button again. (The cooling/warming functions can be used independently.) When the cooling/warming function is turned off, the exhausting vent will delay for 1 minute and then turn off.
7. Off: To turn the Fan off, press the fan/speed button "⏻" until it stops.

CHARGING/OPERATION TIME

1. Charging Time: Approx. 4 Hours.
2. Operation Time: Cooling/Warming: Approx. 4 Hours
Fan: Approx. 8 Hours (*Depending on different speeds)
3. Please charge the product for more than 4 hours before use.
4. It is recommended to charge it every 3 months to avoid battery damage and affect product functions if the product is not working for a long time.
5. When the product is not working for a long time, please make sure it can storage under low humidity or room temperature in case of environment factors to the product function damage.
6. It is recommended to use DC5V 2A power supply for charging to achieve the better battery performance. (Power adaptor not included)
8. Charging and operation time vary with settings and environmental factors; actual results will vary.

MAINTENANCE & CARE

WARNING: ALWAYS UNPLUG THE POWER CORD BEFORE MOVING OR SERVICING. DO NOT IMMERSE THE FAN IN WATER! BEFORE CLEANING, MAKE SURE THAT THE UNIT HAS BEEN SWITCHED OFF AND IT IS UNPLUGGED FROM THE MAIN OUTLET.
House: Clean the outside of the Fan with a soft cloth, to remove persistent dirt or grime wipe down with a cloth that has been dampened with warm soapy water.
CAUTION: Do NOT use gasoline, benzene, thinner, harsh cleaners, etc., as they will damage the Fan. NEVER use ALCOHOL or any other SOLVENTS.
STORAGE: Store the Fan with these instructions in the original box in a cool and dry place.

TROUBLE SHOOTING

Symptom	Reason	Solution
The product does not work	Rechargeable battery is out of power	Insert the USB port to charging
	Fan/speed button is not turned on	Turn on the fan/speed button
	Abnormal power supply	It is recommended to use DC5V 2A
Abnormal noise	Blade crack	Need to repair
	Motor damage	Need to repair

Warranty

This product is guaranteed for 1 year (commercial use for 3 months) from the date of receipt against manufacturing defect. The warranty does not cover the cover, battery, USB cable, neck strap and other accessories, damage or defect caused by negligence or use not according to this instruction manual.

***Extra 3 months warranty: just complete Online Warranty Registration within 10 days from the date of receipt, free warranty will be extended to 15 months (not applicable to commercial use). Please enter our website: www.batus.hk

Remark: For any repair service, please contact and bring with the invoice or receipt to the Service Centre.

Service Centre

ORIGIN MARKETING LIMITED
Unit H21/F, Reason Group Tower (nearby 12 Wah Sing Street),
403 Castle Peak Road, Kwai Chung, N.T., Hong Kong.
Tel: 2156 8238

Office Hours

10:30am - 12:30pm (Mon ~ Fri)
02:30pm - 05:30pm (Mon ~ Fri)
10:30am - 12:30pm (Sat)
(Closed on Sunday and Holiday)

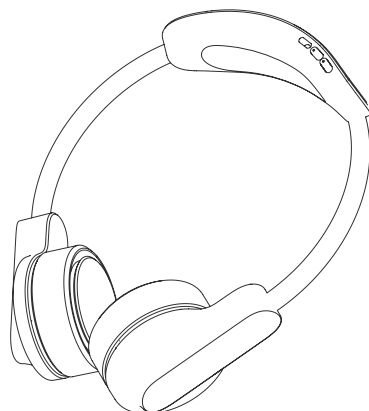
www.batus.hk



Find us on



充電掛頸冷暖風扇 使用說明書



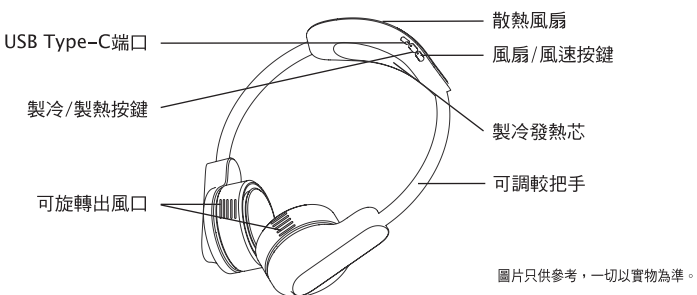
產品型號: NF2221

*使用風扇前，請先細閱使用說明，並請妥善保存以便將來翻閱。
**本說明書可於本公司網站下載 www.batus.hk。

型號及規格

名稱	充電掛頸冷暖風扇		
型號	NF2221		
電池電壓	DC5V 2A(Max)	電池	Li-ion x 4000mAh
充電時間	約4小時		
使用時間	製冷/製熱功能:約4小時 風扇:約8小時(*根據不同風速)		
產品尺寸	約210(W)x220(H)x70(D)mm		
配件	USB Type-C 充電線及說明書		

各部名稱



圖片只供參考，一切以實物為準。

重要安全提示

1. 本機不是為體質、感覺或智力有障礙人士(包括小孩)或缺乏經驗及知識者使用，除非他們曾經接受負責安全人士的監督或指示，大人應指導小孩不可把玩電器。
2. 本產品內有鋰電池，禁止拆解、撞擊、擠壓或投入火中。若出現嚴重鼓脹，請勿繼續使用。請勿置於高溫環境。
3. 本風扇不適用於室外及作工業用途。
4. 必須按照使用說明指示操作本風扇，否則可能引致產品損壞、短路、火警或人命損傷。
5. 打開包裝，檢查風扇。如發現產品有損壞，請勿使用及即時聯絡供應商。
6. 包裝物料並非玩具，不可讓小孩玩耍。
7. 本產品內置充電電池，請使用本產品提供的USB電源線替產品進行完全充電。
8. 不可擅自拆卸、修理、改造本產品，如有任何問題請先致電客戶服務中心。
9. 切勿將任何異物放入風扇內；或阻擋風扇出口及入口，皆因以上一切行為均可能導致風扇損壞。
10. 非使用風扇時請關掉風扇。
11. 如須移動風扇，請先拔除USB線及關掉風扇。
12. 不可在潮濕或有積水的環境使用，不可將風扇擺放於浴缸或大型容器上面。
13. 切勿將風扇擺放在發熱源頭或火源附近。
14. 警告：清理前必須先拔除USB線及關掉風扇。若風扇損壞，必須交由製造商或其代理指定維修服務中心檢查及修理。



本產品含有可回收材料，不可把本產品作為未分類廢物。請聯繫當地就近指定回收點。

使用方法

1. 開/關: 按風扇/風速按鍵 "⏻", 指示燈亮起，風扇以低檔啟動。
2. 風速: 按風扇/風速按鍵 "⏻", 設定所需風速：低、中、高。
3. 角度調校: 出風口可調整角度。
4. 製冷功能: 按製冷/製熱按鍵 "❄️" 開啟製冷功能，綠燈亮起。
5. 製熱功能: 長按製冷/製熱按鍵 "❄️" 2秒開啟製熱功能，紅燈亮起。
6. 如欲關閉製冷/製熱功能，再按此按鍵一次。(製冷/製熱功能可獨立使用。)當製冷/製熱功能關閉後，散熱風扇將延遲1分鐘後關閉。
7. 關機: 如需關機，按風扇/風速按鍵 "⏻" 直至停機為止。

充電及使用時間

1. 充電時間:約4小時。
2. 使用時間:製冷/製熱功能:約4小時
風扇:約8小時(*根據不同風速)
3. 購買本產品請充電4小時以上再使用。
4. 如本產品長期不使用時，建議每三個月充電一次，避免電池損壞導致產品不能使用。
5. 產品長期不使用時，請在常溫低溫度的環境下儲存，以免不良的環境導致產品功能損壞。
6. 建議使用DC5V 2A電源充電，以達致最佳的電池使用表現。(電源適配器不包括在內)
7. 充電及使用時間視乎設定和環境因素而定，實際結果可能有所差異。

清理及維護

警告：不使用風扇時，經常保持拔除電源，及切勿將風扇浸於水或其他液體中。在清潔本風扇前，先將風扇關掉及把電源線從插座拔出。
外殼：清理時切勿將風扇浸於水或其他液體中。使用濕潤軟布抹擦清潔，頑固污垢可用軟布沾上含肥皂的溫水抹擦。
注意：切勿使用含有腐蝕性的清潔劑或溶液清理風扇。
儲存：連同使用說明，把風扇存放於清涼及乾爽的地方。

故障排除

故障	原因	解決方法
產品無法運作	充電電池無電	插入USB連接埠充電
	風扇/風速按鍵沒有開啟	開啟風扇/風速按鍵
	電源異常	建議使用DC5V 2A電源
異常噪音	扇葉破裂	需要到代理維修
	電機損壞	需要到代理維修

保用

本機可獨自購買日起1年免費保用(商業用途享有三個月免費保用此保用只包含生產所導致的品質問題；並不包括機身外殼、電池、USB線、頸帶及其他附件，因誤用或不依說明書指示使用而導致的損壞。

***額外3個月保用凡於購買產品後10天內完成網上登記，即可免費延長保用期3個月，即15個月免費保用(商業用途除外)。請即登入網站: www.batus.hk

注意:保用時，須帶同收據及請先致電服務中心。

服務中心

源澤市務有限公司
香港新界葵青青山公路403號
匯城集團大廈21樓H室(近華星街12號)
電話:2156 8238

辦公時間

上午10:30 - 下午12:30 (星期一至五)
下午02:30 - 下午05:30 (星期一至五)
上午10:30 - 下午12:30 (星期六)
(星期日及公眾假期休息)

www.batus.hk



Find us on



源澤地圖/Origin Map

