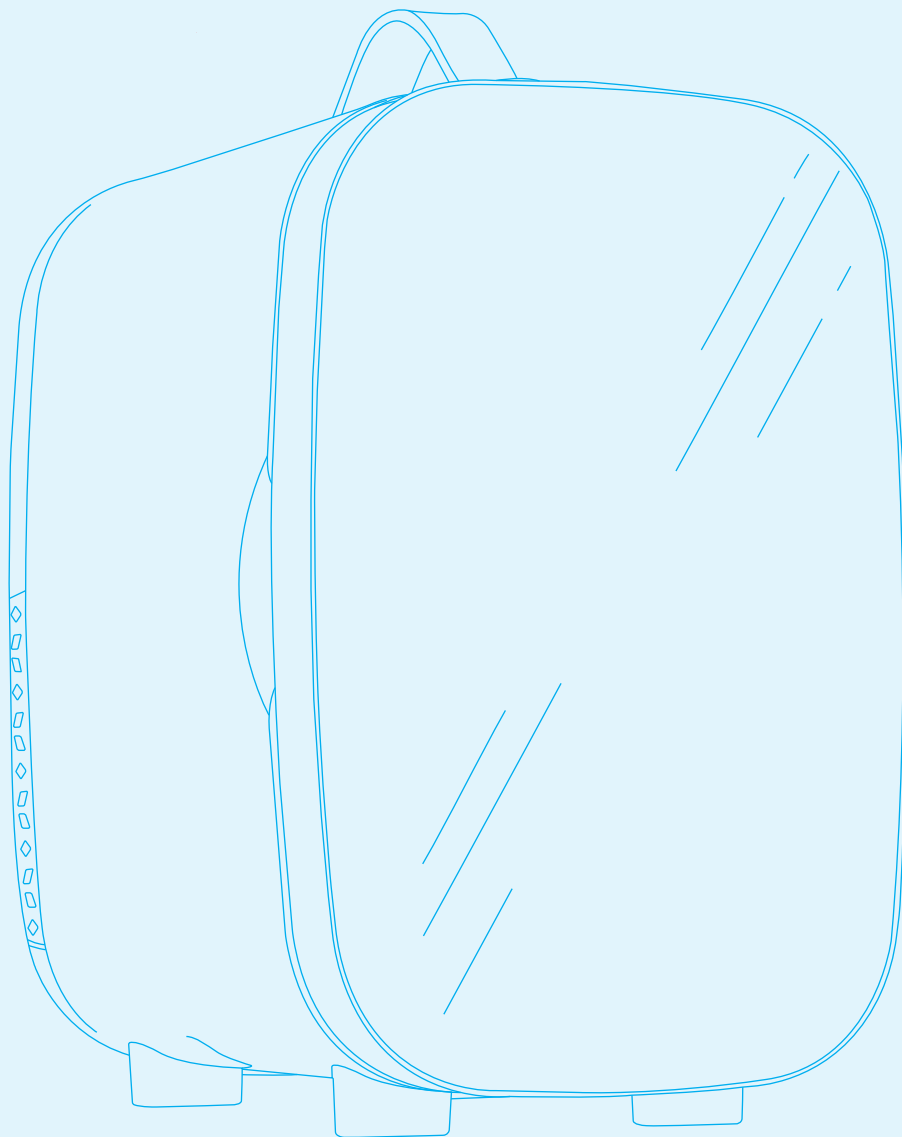




電子冷暖儲藏箱
Mini Cooler/Warmer



CW06

使用說明書

INSTRUCTION MANUAL

- * 使用冷暖儲藏箱前，請先細閱使用說明，並請妥善保存以便將來翻閱。
- ** 本說明書可於本公司網站下載 www.origo.hk。
- * Read all instructions carefully before using the COOLER/WARMER, and keep this instruction for future reference when necessary.
- ** This instruction manual can be acquired at www.origo.hk.

- 本機不是為體質、感覺或智力有障礙人士包括小孩或缺乏經驗及知識者使用，除非他們曾經接受負責安全人士的監督或指示。大人應指導小孩不可把玩電器。

This appliance is not intended for use by persons (including children) with reduced physical, sensory or mental capabilities, or lack of experience and knowledge, unless they have been given supervision or instruction concerning use of the appliance by a person responsible for their safety. Children should be supervised to ensure that they do not play with the appliance.

- 本產品是家用或在類似環境使用，例如：商店內部、辦事處以及其他類似工作環境的廚房區域、農舍、客戶在旅館、汽車旅館和其他住宅類型的環境。

This appliance is intended to be used in household and similar applications such as: staff kitchen areas in shops, office and other working environments; farmhouses; by clients in hotels; motels and other residential type environments; bed and breakfast type environments.

- 本機不能用於附加外置的時計或控制器。

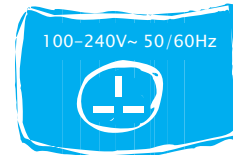
Appliances are not intended to be operated by means of an external timer or separate remote-control system.

- 使用時確保本品放置於安全、平穩的表面上。

Ensure the appliance is placed on a stable, secure surface to eliminate the possibility of tipping over or avoid any water in the set.

- 使用本產品前，請確定規格標貼上所示的額定電壓與當地供電電壓相同。如有疑問可向供應商查詢。

Before using the appliance, check if the voltage marked on the rating label corresponds to the mains at your home.



- 電源線或保險線損壞時，不應自行更換。應到指定維修中心更換相同或更高規格的電源線或更換保險線。

To prevent the risk of electric shock, DO NOT USE the set with broken power supply wires, broken fuse or broken plug. All repair works must be made by a professional (authorized distributor). NEVER TRY TO REPAIR the cable or plug by yourself. Please take the damaged set to your local authorized maintenance center.

- 本產品不應使用延長線與標稱小於13A的插座，必須使用與原裝同規格之電線。

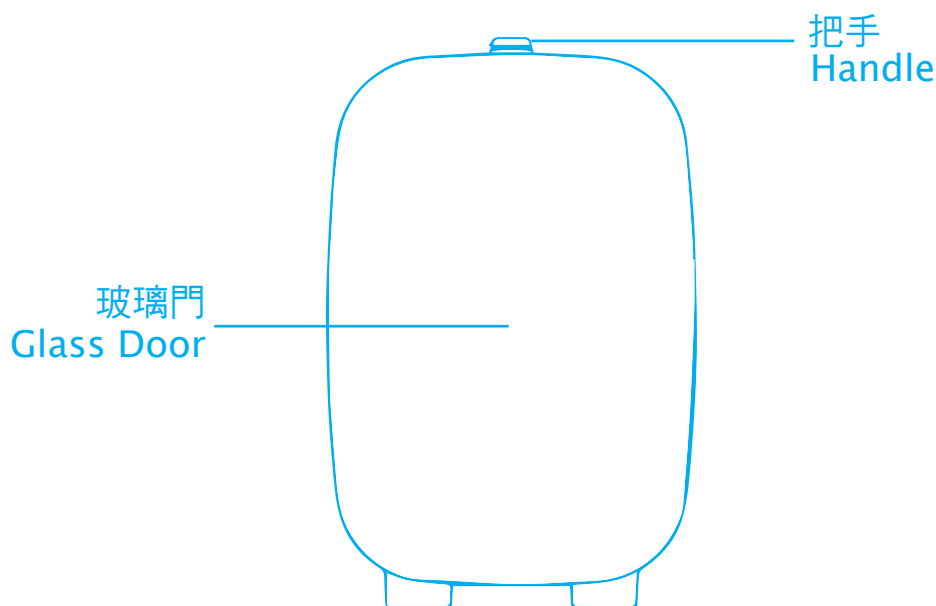
Use of an extension cord is not recommended as it may overheat and cause risk of fire. Must use the same specification power cord with the original power cord.

- 打開包裝，檢查產品。如發現產品有損壞，請勿使用及即時聯絡供應商。

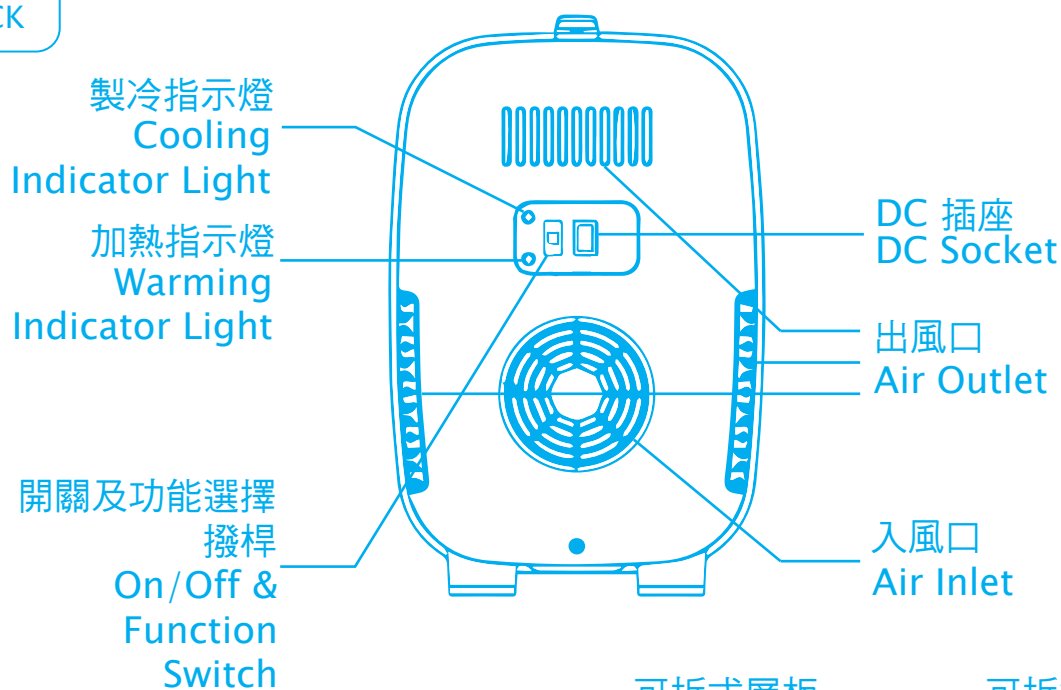
Open the package and ensure that the appliance is undamaged. In case of doubt do not use the appliance and contact your supplier.

- 切勿於水源或易燃物品附近使用。
DO NOT OPERATE this appliance near water sources or flammable liquids.
- 使用時，切勿把本產品放置於火爐或發熱的物體附近。
This appliance cannot be used beside the stove and other high temperature objects.
- 電源線切勿靠近火源、高溫或隱藏在地毯之下，亦不可靠近水源。
DO NOT PUT the cord under the carpet, blankets. Always keep the power cable away from the walk way in room.
- 不可在潮濕或有積水的環境使用，不可將本機放於浴缸或大型容器上面。
The appliance is not intended for use in wet or damp locations. Never locate the appliance where it may fall into a bathtub or other water container.
- 切勿於高溫表面上或附近使用本產品。
DO NOT OPERATE this appliance on or near any hot surface.
- 為防止損害電源線，請勿把電源線掛放在檯邊上或接觸發熱的物體。
Do not hang the power cord on the edge of table or touch the surface with high temperature in order to avoid damage to the power cord.
- 清潔或不使用本產品時，請先拔除電源線，方可清潔。
When cleaning or not using this product, please unplug the power cord first before cleaning it.
- 儲藏箱內的水氣可能會從底部溢出。
Moisture inside the Cooler/Warmer may overflow from the bottom.
- 本產品不可放置於不通風的位置使用及堵塞散熱孔。
This product must not be used in poorly ventilated areas or with blocked heat dissipation holes.
- 本公司對儲存物品的品質變化恕不負責。
Our company shall not be held responsible for any changes in the quality of stored items.
- 任何密封碳酸飲料不能在冷熱儲藏箱內加熱，否則可能引起爆炸。
Do not heat any sealed carbonated drinks in the Cooler/Warmer, as it may cause an explosion.
- 請勿在本冷熱儲藏箱中存放具有易燃噴霧劑的氣溶膠罐等易爆物質。
Please do not store any flammable materials, such as aerosol cans containing flammable sprays, in the Cooler/Warmer.
- 本產品並非玩具，請把冷熱儲藏箱放置在兒童不能觸及的地方，以免孩童拉扯電源線或推翻冷熱儲藏箱，發生意外。
This product is not a toy. Please keep it out of reach of children to prevent accidents such as children pulling the power cord or tipping over the product.
- 請勿在本產品上自行加上產品不包括之組件，以免發生意外。
Do not add any components to this product that are not included in the package, as it may cause accidents.

正面
FRONT

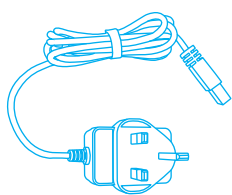


背面
BACK

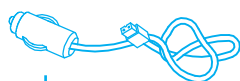


可拆式層板
Removable Shelf


可拆式籃子
Removable Basket



適配接頭 (隨機附送)
Adaptor (Free Gift)



汽車插頭 (隨機附送)
Car Plug (Free Gift)



圖片只供參考，
一切以實物為準

The picture is for
reference only,
everything in kind
shall prevail.

使用前的準備:

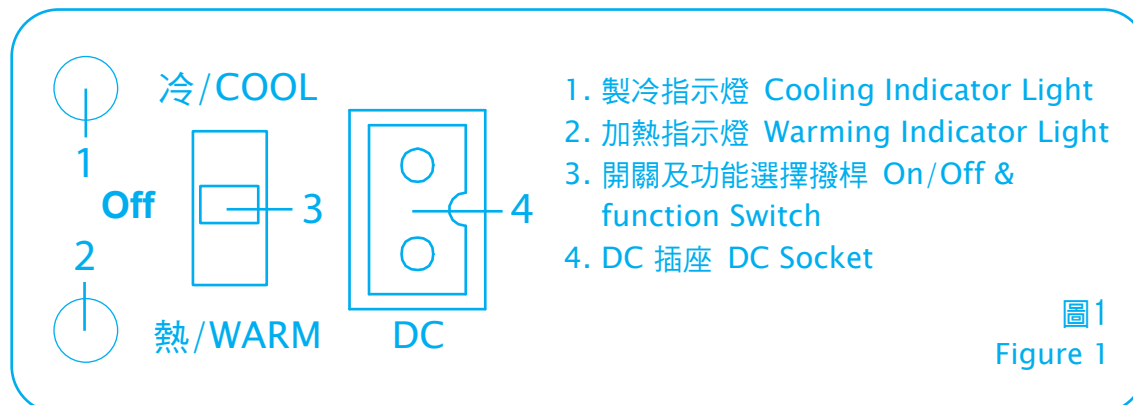
1. 先拿出所有配件，以濕潤毛巾清潔，放置於平坦位置上。
2. 使用前請確保已拆除所有包裝物料。
3. 將冷暖儲藏箱放在平坦的水平表面上。
4. 冷暖儲藏箱不適合冷藏冷凍食品，例如雪糕。
5. 儲存在冷暖儲藏箱中的食物和飲品應該保持密封，避免溢出。
6. 冷/熱功能適用於保溫及儲藏物品，熱功能另具有消毒及殺菌功效。
7. 請勿在設備內烹飪食物。熱功能僅用於為熟食保溫。
8. 請勿將門打開的時間超過必要時間，以避免設備內部的溫度變化。將門打開可能會導致存放在裡面的食物或飲品變質。
9. 在改變工作模式前，要將開關及功能選擇撥桿調至"OFF"位置超過5分鐘(從製冷到加熱，或從加熱到製冷。)
10. 當使用DC電源線並插入汽車點煙插座時，電源只會在車輛運行時打開。請務必在車輛停止行駛後關閉其電源並拔下汽車插頭。

Preparation Before Use:

1. Take apart all accessories, clean with a soft damp cloth. Place your appliance on the level and stable surface.
2. Make sure that all package materials are removed before use.
3. Place the Cooler/Warmer on a flat, level surface.
4. The Cooler/Warmer is not intended for storing refrigerated or frozen food items, such as ice cream.
5. To prevent spills and leaks, food and beverages stored in the Cooler/Warmer should be kept in sealed containers.
6. "COLD"/"WARM" function is suitable for insulation and storage of items. In addition, the "WARM" function has a disinfection and sterilization effect.
7. Please do not attempt to cook food inside the appliance. The WARM function is intended solely for keeping previously cooked food warm.
8. Please do not keep the door open for longer than necessary to prevent temperature changes inside the device. Keeping the door open may cause the food or beverages stored inside to spoil.
9. Before changing the operating mode, switch the on/off & function switch to "OFF" position for at least 5 minutes (whether transitioning from cooling to warming or from warming to cooling).
10. When using a DC power cord to connect the car cigarette lighter socket, the power supply will only activate when the vehicle is operational. Please remember to power off the device and unplug the car plug when the vehicle is not in use.

冷暖儲藏箱可使用機身背面開關及功能選擇撥桿操控(如圖1)。

The Cooler/Warmer may be operated by the on/off & function switch located on the back of the unit. (shown in Figure 1).



1. 室內使用:將冷暖儲藏箱擺放於穩固的平面上，將適配接頭電源線的一端連接到冷暖儲藏箱插座上，另一端連接到交流電壓100-240V~, 50/60Hz的獨立插座上。

Indoor use: Place the Cooler/Warmer on a stable and flat surface. Plug the Adaptor to the power socket of the Cooler/Warmer, and plug the other side of Adaptor into an 100-240V~,50/60Hz electrical outlet.

2. 汽車使用:將冷暖儲藏箱擺放於穩固的平面上，將汽車插頭電源線的一端連接到冷暖儲藏箱的直流電源DC插座上，另一端連接到汽車點煙插座上。

Car use: Place the Cooler/Warmer on a stable and flat surface. Plug the power cord of the car plug to the DC power socket of the Cooler/Warmer, and plug the car plug into the car cigarette lighter socket.

3. 開/關:當您把開關及功能選擇撥桿撥到"COOL"/"WARM"位置時，冷暖儲藏箱會自動開啟，並開始根據您的選擇進行製冷或加熱。

On/Off: When you push the on/off & function switch to the "COOL"/"WARM" position, the Cooler/Warmer will automatically turn on and begin cooling or warming depending on your selection.

4. 溫控調節:當您把開關及功能選擇撥桿撥到"WARM"位置時，加熱指示燈亮起，表示冷暖儲藏箱正在加熱；當您將開關撥到"COOL"位置時，製冷指示燈亮起，表示冷暖儲藏箱正在冷卻。

SET TEMP: When you push the on/off & function switch to the "WARM" position, the warming indicator light will turn on, indicating that the Cooler/Warmer is warming. When you push the switch to the "COOL" position, the cooling indicator light will turn on, indicating that the Cooler/Warmer is cooling.

5. 關機:如需關機，將撥桿調回至"OFF"及切斷電源。

OFF: To turn the Cooler/Warmer off, push the on/off & function switch to the "OFF" position.

製冷溫度 Cooling Temperature	加熱溫度 Warming Temperature
低於環境溫度18°C (最低約5°C) 18°C Below Ambient (Minimum around 5°C)	恆溫器控制在40–50°C之間 (最高約50°C) 40–50°C by thermostat (Maximum around 50°C)

***本冷暖儲藏箱的耗電量很低。如想得到較理想的效果，先將食品或飲品預先放到大型冰箱降溫後才移到本冷暖儲藏箱裏，更能起到很好的保溫和降溫的作用。

This Cooler/Warmer features low power consumption. To ensure optimal performance, it is recommended to pre-cool food or beverage in a large refrigerator for several hours before transferring it to the Cooler/Warmer. This allows the Cooler/Warmer to better preserve and cool the contents, maximizing its capabilities.

清理及維護

Maintenance

警告：不使用本機時，經常保持拔除電源，及切勿將此機浸於水或其他液體中。清理時切勿將此機浸於水或其他液體中。清潔前應確保冷暖儲藏箱處於冷卻狀態。

清理：機身使用濕潤軟布抹擦清潔。

注意：切勿使用含有腐蝕性的清潔劑或溶液清理此機。

儲存：連同使用說明，把冷暖儲藏箱存放於清涼及乾爽的地方。

WARNING: ALWAYS UNPLUG THE POWER CORD BEFORE MOVING OR SERVICING.
DO NOT IMMERSE THE COOLER/WARMER IN WATER! MAKE SURE THE COOLER/WARMER IS COMPLETELY COOL DOWN BEFORE CLEANING.

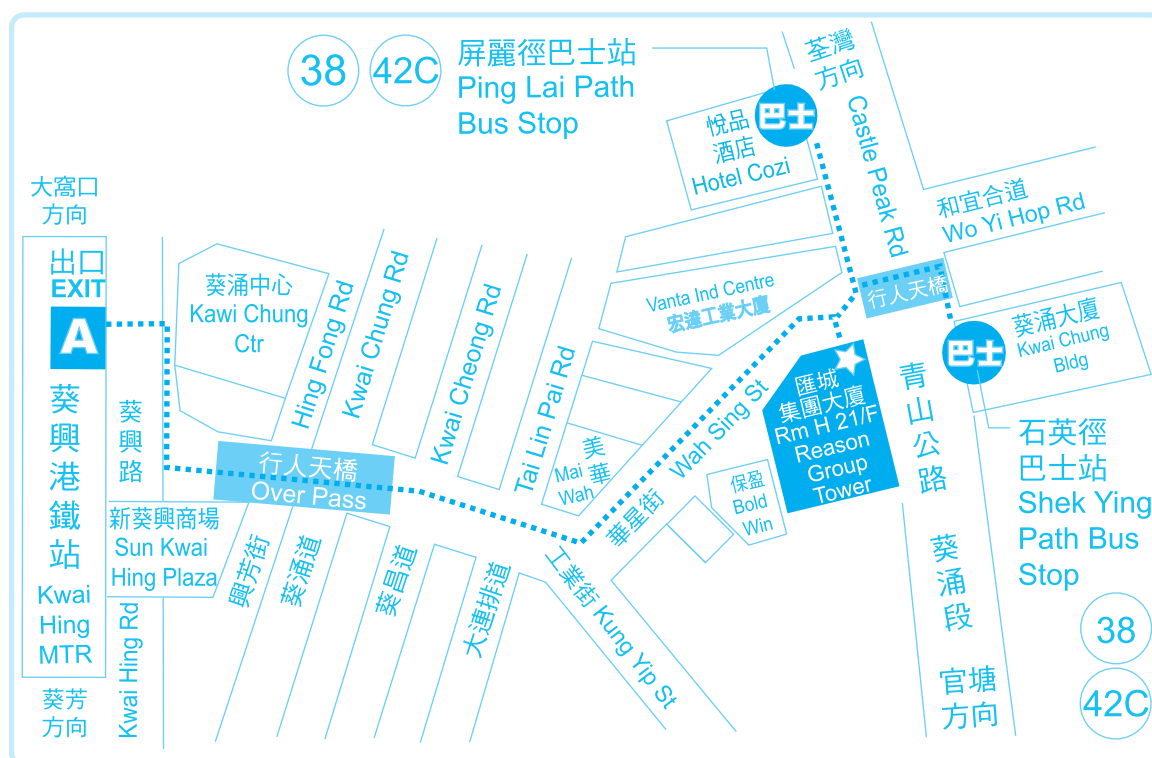
CLEANING: Clean the body of the Cooler/Warmer with a soft cloth.

CAUTION: Do NOT use gasoline, benzene, thinner, harsh cleaners, etc., as they will damage the Cooler/Warmer. NEVER use ALCOHOL or any other SOLVENTS.

STORAGE: Store the Cooler/ Warmer with these instructions in the original box in a cool and dry place.

型號 Model Number	CW06
電源 Power Input	9V == 2A
容量 Capacity	4.7公升(L) (約/Approx.)
產品尺寸 Product Dimension	209 長(L) x 255 深(D) x 322 高(H) mm (約/Approx.)
儲存空間 Storage Dimension	132 長(L) x 152 深(D) x 235 高(H) mm (約/Approx.)

源澤地圖 Origin Map



辦公時間

10:30am – 12:30pm (星期一至五)
02:30pm – 05:30pm (星期一至五)
10:30am – 12:30pm (星期六)
(星期日及公眾假期休息)

OFFICE HOURS

10:30am – 12:30pm (Mon to Fri)
02:30pm – 05:30pm (Mon to Fri)
10:30am – 12:30pm (Saturday)
(Closed on Sunday and Holiday)

產品保用証(一年自攜服務)

電子冷暖儲藏箱
Mini Cooler/Warmer



產品： 電子冷暖儲藏箱

型號： CW06

此產品由購買日期起計算，本公司將根據下列條款及細則，提供一年保養服務(商業用享為3個月)：

1. 於購買後一年內，經本公司技術員判斷為正常運作下損壞之產品，可獲免費維修和/或零件更換。

2. 以下情況不被包括在保養範圍內：

- 若產品是因為濫用、錯誤使用、疏忽及/或意外而遭致損壞；
- 未經授權之自行處理、維修及/或改裝；
- 任何機殼、面蓋、籃子、層架，以及配件。

3. 需要檢查或維修時，請將產品送往本公司服務中心，並於修理妥當後自行取回。

4. 更換後之任何損壞零件，均屬本公司所有。

5. 本保養服務只適用於香港特別行政區。

6. 顧客必須同時出示零售商之正式發票，方可得到免費維修服務。

*** 額外3個月保用：凡於購買產品後10天內完成網上登記，即可免費延長保用期3個月，即15個月免費保用(商業用途除外)。請即登入網站：www.origo.hk

服務中心


源澤市務有限公司

香港新界葵涌青山公路403號(近華星街12號)匯城集團大廈21樓H室

電話：2156 8238

www.origo.hk

www.origo.hk



Find us on



Warranty Card(1 year carry-in)

Item : Mini Cooler/Warmer

Model : CW06

This product is warranted for 1year (commercial use for 3 months) from the date of purchase under the following conditions:

1. For any defect, in the judgment of our technician, if it is caused under normal use, we are responsible for repairing the product, and/or replacing parts at free of charge.

2. This warranty DOES NOT apply to:

- If the product has been damaged through abuse, misuse, negligence or accidents;
- Unauthorized repair, alteration/modification;
- The housing, cover, basket, shelf or accessories, is excluded from this warranty.

3. The customer is requested to bring the unit to and from our Service Centre whenever service is needed.

4. Any defective parts, which had been replaced, shall be of our property.

5. This warranty is valid in H.K.S.A.R. only.

6. Please show the Invoice to get free service.

***Extra 3 months warranty: just complete Online Warranty Registration within 10 days from the date of receipt, free warranty will be extended to 15 months (not applicable to commercial use). Please enter our website: www.origo.hk

Service Centre


ORIGIN MARKETING LIMITED

Unit H, 21/F., Reason Group Tower (nearby 12 Wah Sing Street),
403 Castle Peak Road, Kwai Chung, N.T., Hong Kong.

Tel: 2156 8238

www.origo.hk

www.origo.hk



Find us on

