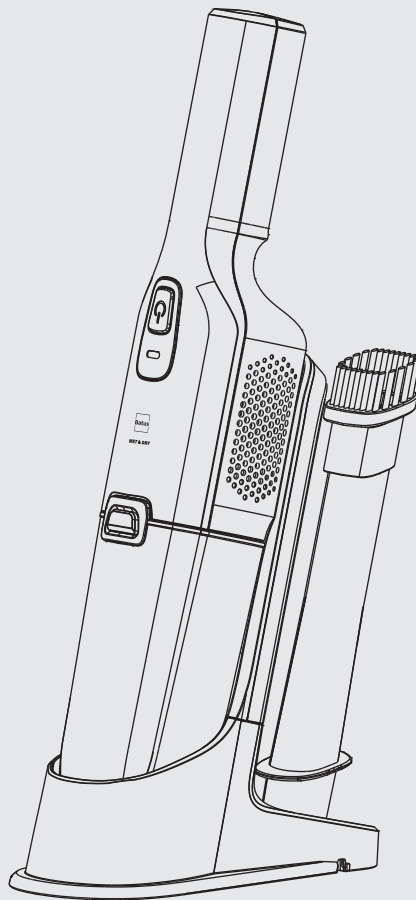




無 線 乾 濕 吸 塵 機
Cordless Wet & Dry Vacuum Cleaner



VC6508
使用說明書
Instruction Manual

- 使用產品前，請先細閱本使用說明書，並請妥善保存以便將來翻閱。
- 本說明書及其修正版本(如有)可於本公司網站www.origin.hk下載。
- 本說明書所載的功能、外觀、圖片及數據皆以實物為準。
- Read all instructions before using the product. Keep this manual for future reference.
- This instruction manual is also available at www.origin.hk.
- In case of any discrepancies between this manual and the actual product—such as functions, drawings, photos, or data—the actual product shall prevail.

重要安全提示

Important Safety Information

無線乾濕吸塵機
Cordless Wet & Dry Vacuum Cleaner



- 使用吸塵機前，請先細閱使用說明書。
Read all instructions carefully before using the Vacuum Cleaner.
- 本機不是為8歲以下小孩，體質、感覺或智力有障礙人士或缺乏經驗及知識者使用，除非他們曾經接受負責安全人士的監督或指示。大人應指導小孩不可把玩電器。
This appliance can be used by children aged from 8 years and above and persons with reduced physical, sensory or mental capabilities or lack of experience and knowledge if they have been given supervision or instruction concerning use of the appliance in a safe way and understand the hazards involved. Children shall not play with the appliance. Cleaning and user maintenance shall not be made by children without supervision.
- 未滿3歲的小孩除非受到持續監護，否則應該遠離本產品。
Children of less than 3 years should be kept away unless continuously supervised.
- 為防止損害充電線，請勿把充電線掛放在檯邊上或接觸發熱的物體。
Do not hang the charging cable on the edge of table or touch the surface with high temperature in order to avoid damage to the power cord.
- 手濕時切勿安裝配件、接觸、插入或拔除充電線，否則可構成觸電的危險。
To avoid electric shock, never assemble accessories, touch and plug in or unplug the charging cable with wet hands.
- 使用時，切勿把本產品放置於火爐或發熱的物體附近。
This product cannot be used beside the stove and other high temperature objects.

- 本產品內有鋰電池，禁止拆解、撞擊、擠壓或投入火中。若出現嚴重鼓脹，請勿繼續使用。請勿置於高溫環境。

This product contains a lithium battery, and it is for hidden to disassemble, hit, squeeze or throw it into fire. Do not use if severe swelling occurs. Do not place in a high temperature environment.

- 每存放三個月充電一次，避免電池損壞。

Make a charging when not use the product for three months to avoid damage of battery.

- 本產品內置充電電池，請使用本產品提供的USB充電線替產品進行完全充電。

This product is driven by batteries. Please use the USB charging cable provided to fully charge the product before use.

- 在充電期間，切勿離開本產品。
Do not leave the appliance unattended while it is charging.

- 充滿電後，必須拔除充電線。長時間充電，可能造成充電池過熱及燃燒等危險。

Make sure to unplug the charging cable after fully charged. Charging for a long time may cause hazards such as rechargeable battery overheat and burn.

重要安全提示

Important Safety Information

無線 乾 濕 吸 塵 機
Cordless Wet & Dry Vacuum Cleaner



- 請勿將別針等金屬利器或其他異物放入吸氣口及排氣口，否則會損壞產品。
Do not use the appliance to vacuum glass and a sharp metal, otherwise it might be damaged.
- 吸塵機不可擺放於有潛在危險的地方使用(例如：非常潮濕環境、易燃物品或化學品倉庫)。
The Vacuum Cleaner must NOT be used in potentially dangerous location such as flammable explosive, chemical laden or wet atmospheres.
- 吸塵機不適用於室外及作工業用途。
Vacuum Cleaner is intended for household use ONLY, not for industrial or outdoor use.
- 打開包裝，檢查產品。如發現產品有損壞，請勿使用及即時聯絡供應商。
Remove the package and ensure that the Vacuum Cleaner is undamaged. In case of doubt do not use the Vacuum Cleaner and contact your supplier.
- 包裝物料並非玩具，不可讓小孩玩耍。
Do not let children play parts of package.
- 使用萬能插頭或拖板，容易發生危險。
Avoid using extension cord as the extension cord may overheat and cause fire.
- 請勿使用本產品吸入燃燒物體(例如：香煙、火柴、熱灰燼)。
Do not pick up anything that is burning or smoking (such as cigarettes, matches, hot ashes).
- 請勿把本產品浸在水或任何液體中，以免引起火災或漏電，導致受傷。
Do not dip the product into water or other liquid as to avoid accident.
- 請確保本產品的吸氣口及排氣口空氣流通。如有堵塞，應立即清理，避免吸力減低或令摩打過熱。
Always keep the suction inlet and the exhaust outlet free of blockage. If there is any blockage, remove them immediately. Otherwise, it will cause loss of suction power or motor overheat.
- 警告：在清潔本產品、安裝或拆卸配件前，請確保充電線已拔掉並確保電源已關閉。
WARNING: Remove the charging cable from the socket and the power off before cleaning the appliance, installing, or removing the accessories.
- 吸塵機不可擺近水盆、浴缸、花灑、泳池等使用。
The Vacuum Cleaner is not intended for use in the immediate surroundings of a basin, a bath, a shower, a swimming pool, etc.
- 如本產品的充電線有損壞痕跡，為保障安全，請立即停止使用並聯絡供應商或代理商或合資格人員作更換。
If the charging cable is damaged, it must be replaced and repaired by service centre.
- 請勿在本產品上自行加上產品不包括之組件，以免發生意外。
Do not use parts that are not provided by recommended manufacturer as to avoid happen accident.

重要安全提示

Important Safety Information

無線 乾 濕 吸 塵 機
Cordless Wet & Dry Vacuum Cleaner



- 請勿用濕手觸摸產品及其充電線。
Do not handle charging cable or appliance with wet hand.
- 使用時，請保持頭髮，鬆身衣物，手或身體其他部份吸口，以免被吸著纏住。
Keep hair, loose clothing, fingers and all parts of body away from openings and moving parts.
- 本產品僅設計用於吸取小面積而乾燥小物件或水；切勿用於吸任何液體。
The appliance is designed for vacuuming small areas of dry material or water only; do not use for vacuuming any other liquid.
- 在未裝好集塵桶前，請勿使用本產品。
Do not use the Vacuum Cleaner without dust bin filter in place.
- 切勿使用本產品吸入石膏、水泥等遇水會變硬物料，從而妨礙產品的正常運作。
Do not use the machine to vacuum clean plaster of gypsum, cement, etc, that can harden when coming into contact with water and can thus hamper the normal functioning of the machine.
- 切勿使用本產品吸取金屬物體，如螺絲、釘子、平頭釘和金屬屑等。
Do not use the appliance to vacuum metal objects such as screws, nails, tacks and metal shavings, etc.
- 警告：切勿用水清洗過濾網，可能會導致變形、撕裂或堵塞。
WARNING: Do not wash the dust filter with water. It may cause deformation, tearing or clogging.
- 在樓梯上使用本產品時要小心，以防跌倒。
Be careful when using the appliance on stairs in order to prevent falls.
- 除本說明書內標明，本產品不可作其他用途。
Do not use for any purpose other than described in this instruction.
- 每次使用完畢後，清空配件的污垢。使其遠離灰塵、棉絨、毛髮等以減少吸力受阻。
Empty the dirt in all components after each use. Keep it free of dust, lint, hair, or anything that reduces hinders suction.
- 切勿在任何開口被阻塞的情況下使用，保持吸頭位置沒有灰塵、棉絨、毛髮和任何阻擋吸風的東西。
Do not put any object into openings. Do not use with any opening blocked; keep free of dust, lint, hair and anything that hinders brush.
- 當有灰塵或異物纏繞時，切勿將整個吸水吸嘴、縫隙吸嘴及毛刷吸咀浸入水中清潔。
When the wet nozzle, crevice nozzle and brush nozzle is entangled with dust or foreign objects, do not immerse the entire its in water to clean.
- 當吸水時必須將吸塵機傾斜使用，不能將本機垂直吸水，吸水後不能倒轉機身，以免水進入主機頭，損壞本機。
When sucking water, the Vacuum Cleaner must be tilted and cannot be used vertically and the Vacuum Cleaner cannot be turned upside down after absorbing water to prevent water from entering the main body and damaging the Vacuum Cleaner.

充電及電池使用安全提示

Recharge & Battery Reminder

無線 乾 濕 吸 塵 機
Cordless Wet & Dry Vacuum Cleaner



- 必須使用本機附配的USB線為本機充電。
Use only the supplied USB cable to charge the product.
- 依規格表列使用相應的充電器。
Use the corresponding charger according to the specification table.
- 為避免過熱和損壞裝置或電池，切勿在充電時使用本機。
Do not charge while operating the product.
- 充滿電後，必須拔除充電線。長時間充電，可能造成充電池過熱及燃燒等危險。
To avoid overheat of rechargeable batteries, remove the USB cable after fully charged.
- 切勿在USB充電線纏結的情況下為產品充電。
Do not charge the product when the USB cable is tangle.
- 充電前，須確保產品的電源已關閉。
When charging, make sure that the power is off.
- 切勿使用有殘缺或鬆動的USB充電器。使用前確保USB充電器及充電線已充分抹乾及使用時插穩。
Never use deficient or loosen USB adapter. Make sure the USB charger and charging cable is dry before use and inserted firmly when use.
- 切勿使用無線充電。
Never use wireless charging.
- 充電期間，切勿離開本產品。
Do not leave the appliance unattended while it is charging.
- 充電進行中，充電器及吸塵機會變熱，此乃正常現象。(充電器不包括在內)
The adaptor and Vacuum Cleaner will become hot while charging, which is normal. (Adaptor not included)
- 切勿在USB充電器、充電線及產品上放重物或讓其接觸灼熱的表面；切勿夾住、改裝、用力拉扯或扭曲USB充電器、充電線及產品。
Do not put heavy objects on the charger cable, USB adaptor and appliance or let it touch any hot surface. Never clip, modify, stretch or twist the USB charger, USB charging cable and appliance.
- 切勿在連接產品的充電線上施加任何壓力，充電線可能因此造成磨損和斷裂。
Do not put any stress on the charging cable where it connects to the appliance, as the cable may fray and break.
- 注意：持續使用本產品會使電池溫度升高，此乃正常現象。須待產品冷卻後再充電。
Continuously using the appliance will raise the temperature of the battery pack, which is normal. Wait until the product cool down before recharging.
- 請勿用金屬等接觸連接器而使其短路。
Do not short-circuit by allowing metals or other materials to come into contact with the socket terminals.

- 如本產品長期不使用時，建議每三個月充電一次，避免電池損壞導致產品不能使用。
It is recommended to charge it every 3 months to avoid battery damage and affect product functions if the product is not working for a long time.
- 充電及使用時間視乎設定和環境因素而定；實際結果可能有所差異。
Charging and operation time vary with settings and environmental factors; actual results will vary.
- 本產品包含只能由技術人員更換的電池。客戶不可自行更換。
The appliance contains batteries that are only replaced by skilled persons. The battery which is not self-replaceable by the user.
- 當發現電池漏液時，應立即停止使用產品及切勿充電，並聯絡服務中心進行檢查及維修。
When find the leaking batteries, stops use/charge the appliance immediately. Contact service centre for assistance.
- 若本產品出現嚴重膨脹，請立即停止使用，並聯絡服務中心安排檢查及維修。
If the appliance has severe swelling, please stop using it immediately and contact service centre for checking and repairing.
- 切勿毀壞或焚燒電池組，因為它們在高溫下會爆炸。它們必須根據當地法律進行處置。
Do not mutilate or incinerate the battery packs, as they will explode at high temperatures. They must be disposed of according to local laws.
- 為避免影響電池壽命，使用時因電量耗盡而自動停止時，請勿嘗試再次啟動，也請勿放置不管，以免電池過度放電。
To avoid affecting the battery life, when the product stops automatically due to the exhausted battery during use, do not attempt to restart it or leave it alone to avoid over discharge.
- 切勿將產品存放在室外或任何車輛中，因過熱會導致電池爆炸。
Do not store the appliance anywhere outdoors or in any vehicle as excessive heat can cause the batteries to explode.
- 本產品中的充電電池為消耗品。當即使正確充電後，使用時間仍明顯變短，電池壽命可能到了。
The rechargeable battery in this product is a consumable product. When the service time is still significantly shorter even after correct charging, the battery life may reach the end of its service life.
- 本產品廢棄時請取出電池，並交給官方指定回收站，切勿與一般生活垃圾堆放一起，以免污染環境。
Take out the battery before disposal and take it to the official designated recycle bin. Do not stack it with general domestic waste to avoid polluting the environment.
- 產品長期不使用時，請在常溫低濕度的環境下儲存，以免不良的環境導致產品功能損壞。
When the product is not working for a long time, please make sure it can storage under low humidity or room temperature in case of environment factors to the product function damage.

充電及電池使用安全提示

Recharge & Battery Reminder

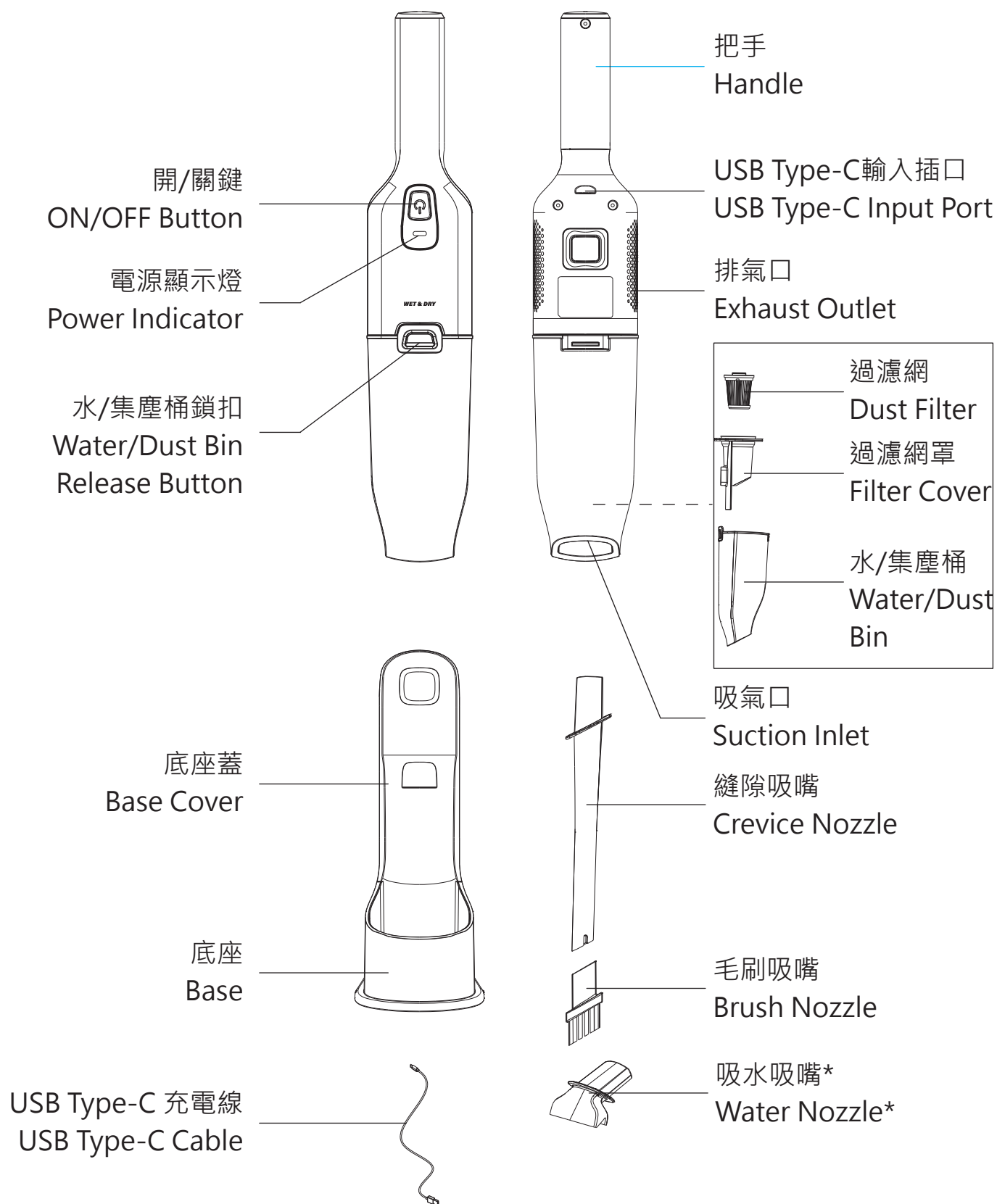
無線 乾 濕 吸 塵 機
Cordless Wet & Dry Vacuum Cleaner



- 在大約5°C至35°C的溫度下充電和儲存本產品。
Charge and store this appliance at approximately 5°C to 35°C.
- 它被分類為第 III 類電器。III 類電器必須僅使用安全特低電壓 (SELV) 供電，除非它們是電池供電的，且電池是一次性電池或在電器外部充電的二次電池。除非它們是電池供電的，並且電池是一次性電池或在設備外部充電的二次電池。
It is classified as a class III appliance. Class III appliances must be supplied exclusively with Safety Extra Low Voltage (SELV), unless they are battery-operated and the battery is either a primary battery or a secondary battery charged outside the appliance.
- 切勿在陽光直射、高溫(靠近火源、火爐、烈日等)和易燃氣體的地方充電或閒置產品。否則可能導致主機變形、變色、故障、爆炸或火災。
Do not charge or leave in the places exposed to direct sunlight, places with high temperatures (near fires, stoves, under the scorching sun, etc) and flammable gas. It may cause deformation, discoloration, malfunction, explosion or fire of the main unit.
- 為避免充電對電視機、電話等產生干擾(如產生雜音等)，充電時請距離電視機、電話等1米以上。
In order to avoid interference with TV sets, telephones, etc. (Such as noise), please keep more than 1 m away from these appliances when charging.
-  此產品需要一個特定的獨立電源單元將本產品連接到電源。
A specific separated power supply unit is required to connect this appliance to power supply.
- 本產品可運行時間的長短會因電池溫度及其他使用條件而有所差異。
The operation time can run varies depending on the temperature of the battery and other usage conditions.
- 當室溫低於 5°C 或高於 35°C時，有可能無法充電。
The battery may not be charged when the room temperature is below 5°C or above 35°C.
- 請勿使用本產品配置的充電線為其他產品充電。
Do not use the USB charging cable configured with this appliance to charge other appliance.
- 注意：為了給電池充電，只能使用本產品隨附的充電線。
WARNING: For the purpose of recharging the battery, only use the USB charging cable that provided with this appliance.
-  本產品含有可回收材料，不可把本產品作為未分類廢物。請聯繫當地就近指定回收點。
 This product contains recyclable materials. Do not dispose this product as unsorted municipal waste. Please contact your local municipality for the nearest collection point.

各部名稱 Main Parts

無線乾濕吸塵機
Cordless Wet & Dry Vacuum Cleaner



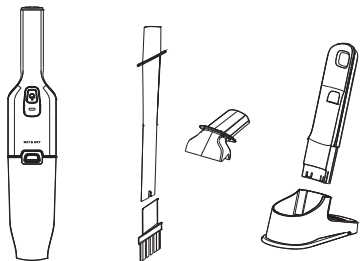
*注意：吸水只限於使用吸水吸嘴。

*Note: Only the Water Nozzle can be used to vacuum liquid.

圖片只供參考，一切以實物為準
The picture is for reference only, everything in kind shall prevail.

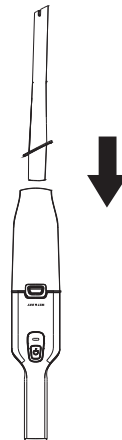
毛刷及縫隙吸咀 / Brush and Crevice Nozzle

①



1. 打開包裝，取出主機及配件。
Take out the relative accessories.

②



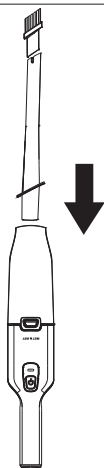
2. 將縫隙吸嘴插入吸氣口上。縫隙吸嘴可以清潔家具縫隙等其他難以清潔的角落。

或

Insert the crevice nozzle into the suction inlet. Crevice nozzle can clean the gaps of furniture, etc.

OR

③



3. 將毛刷吸嘴插入縫隙吸嘴上。毛刷吸嘴適用於清理座椅墊、腳墊、鍵盤以及帶有天鵝絨表面的空調出風口等各種表面的灰塵。

Insert the brush nozzle into the crevice nozzle. Brush nozzle is applicable for cleaning surfaces like seat cushions, floor mats, keyboards, and air conditioning vents with velvet textures.

④



4. 按開/關鍵，電源顯示燈亮起，吸塵機以速度1開始工作。再按開/關鍵轉為速度2，再按開/關鍵關閉吸塵機。

Press the ON/OFF button, power Indicator light on, then start working as speed 1. Press this button again to switch to speed 2, press this button again to turn off the Vacuum Cleaner.

吸水 / Suction

1. 吸水只限於使用吸水吸嘴。

Only the Water Nozzle can be used to vacuum liquid.

2. 將吸水吸嘴插入吸氣口上。

Insert the Water Nozzle into the suction inlet.

3. 當吸水時必須將吸塵機傾斜使用，不能將本機垂直吸水，吸水後不能倒轉機身，以免水進入主機頭，損壞本機。

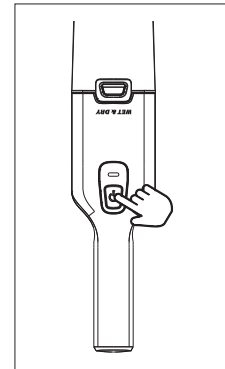
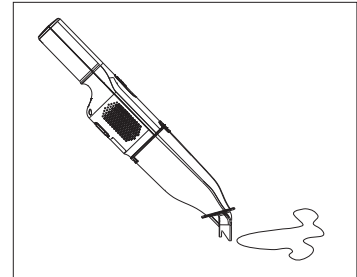
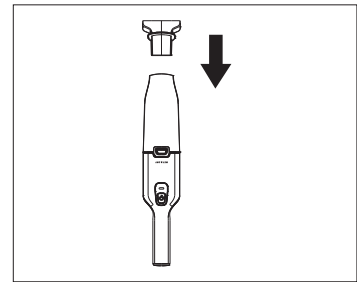
When sucking water, the Vacuum Cleaner must be tilted and cannot be used vertically and the Vacuum Cleaner cannot be turned upside down after absorbing water to prevent water from entering the main body and damaging the Vacuum Cleaner.

4. 每次吸水時只能吸約60毫升的水。

Only about 60 ml of water can be absorbed each time.

5. 按開/關鍵，電源顯示燈亮起，吸塵機以速度1開始工作。再按開/關鍵轉為速度2，再按開/關鍵關閉吸塵機。

Press the ON/OFF button, power Indicator light on, then start working as speed 1. Press this button again to switch to speed 2, press this button again to turn off the Vacuum Cleaner.



不能將本機垂直吸水。
The Vacuum Cleaner cannot be placed vertically to absorb water.



吸水後不能將本機橫放或倒轉。
Do not place the Vacuum Cleaner horizontally or upside down after absorbing water.

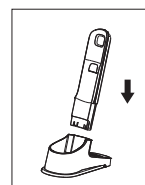


注意：每次吸水後都會有少量的水倒流，這是正常現象。

Note: A small amount of water will flow back after each water absorption, which is normal.

底座安裝：將底座蓋插入底座上。

Base Installation: Insert the base cover into the base.



圖片只供參考，一切以實物為準
The picture is for reference only, everything in kind shall prevail.

1. 充電/使用時間：

充電時間：約4小時。

使用時間：最多約20分鐘(跟據不同設定)。

提示：根據電池壽命，充電電池的使用時間會持續縮短。

CHARGING/USING TIME:

Charging Time: Approx. 4 Hours.

Using Time: Approx. 20 Minutes (Depending on different settings).

Reminder : According to the battery life, the using time of the rechargeable battery will be shortened continuously.

2. 充電：當低電量時，將USB線連接到設備(例如:電源適配器(需自備))，另一端連接到吸塵機的電源輸入端口，為其供電及電池充電。

CHARGING: On low power, connect the USB cable to a device(e.g. Power Adaptor(not included)), and the power input port of the Vacuum Cleaner to provide power for it and charge the battery inside.

- 首次充電時間: 最少充電約4小時。

First charging time: At least 4 Hours.

- 充電時充電指示燈為紅色，充電完成後變成綠色。

While charging the charging light is red color, it turns to green color when fully charged.

- 如本產品長期不使用時，建議每三個月充電一次，避免電池損壞導致產品不能使用。

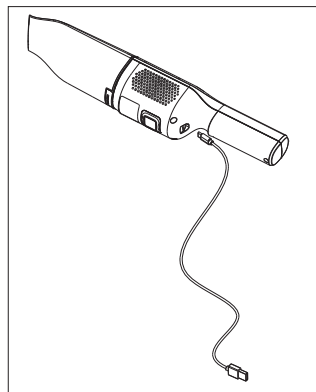
It is recommended to charge it every 3 months to avoid battery damage and affect product functions if the product is not working for a longtime.

- 建議使用DC5V 0.7A電源充電，否則會使充電電池的壽命縮短。(電源適配器不包括在內)

It is recommended to use DC5V 0.7A power supply for charging to achieve the better battery performance. (Power adaptor not included)

- 充電及使用時間視乎設定和環境因素而定；實際結果可能有所差異。

Charging and operation time vary with settings and environmental factors; actual results will vary.



圖片只供參考，一切以實物為準
The picture is for reference only,
everything in kind shall prevail.

注意 / CAUTION:

警告: 不使用吸塵機時，經常保持關掉電源，及切勿將吸塵機浸於水或其他液體中。在清潔本吸塵機前，先將吸塵機關掉及把USB充電線拔除。

WARNING: ALWAYS UNPLUG THE USB CABLE BEFORE MOVING OR SERVICING. DO NOT IMMERSE THE VACUUM CLEANER IN WATER! BEFORE CLEANING, MAKE SURE THAT THE UNIT HAS BEEN SWITCHED OFF.

外殼: 清理時切勿將吸塵機浸於水或其他液體中。使用濕潤軟布抹擦清潔，頑固污垢可用軟布沾上含肥皂的溫水抹擦。

Housing: Clean the outside and grille of the Vacuum Cleaner with a soft cloth. To remove persistent dirt, wipe down with a cloth that has been dampened with warm soapy water.

切勿使用研磨性、腐蝕性或易燃性清潔劑(例如漂白劑或酒精)清潔吸塵機的任何部位。
Do NOT use abrasive, corrosive or flammable cleansers (such as bleach or alcohol) to clean any part of the Vacuum Cleaner.

如過多灰塵附在過濾網組件上，產品的吸力會漸漸減弱。在這種情況下，需定期清理過濾網組件。

If too much dust adheres to the filter set, the suction power will be weakened. In such cases, regular cleaning of the filter set is needed.

切勿把過濾網放在洗衣機中洗滌及切勿使用風筒、加熱裝置、乾衣機的熱風吹乾。
Do not wash the dust filter in the washing machine. Also, do not dry it with hot air from a hair dryer, heating device, dryer, etc.

清理集塵桶 / CLEAN THE DUST BIN:

1. 按集塵桶鎖扣，打開集塵桶及取出過濾網罩。

Push the release button to take out the dust bin and filter cover.

2. 於過濾網罩上順時針旋轉並取出過濾網，清理過濾網、過濾網罩和集塵桶的垃圾。

Remove the dust filter by rotating it clockwise on the filter cover and clean out the debris from the dust filter, filter cover and dust bin.

3. 清理垃圾後，將過濾網裝回過濾網罩並逆時針旋轉，重新安裝過濾網罩及集塵桶，如發現過濾網非常骯髒，請及時擦拭。

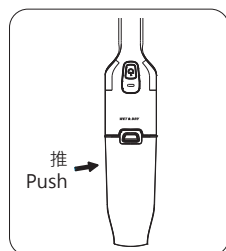
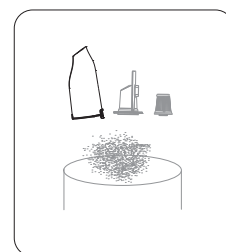
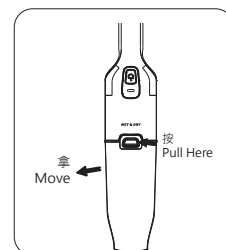
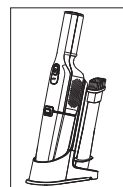
Put the dust filter back into the filter cover and turn it counterclockwise, install the filter cover and dust bin after cleaning. Clean the dust filter if it's dirty.

儲存: 連同使用說明書，把吸塵機存放於清涼及乾爽的地方。

STORAGE: Store the Vacuum Cleaner with these instructions in the original box in a cool and dry place.

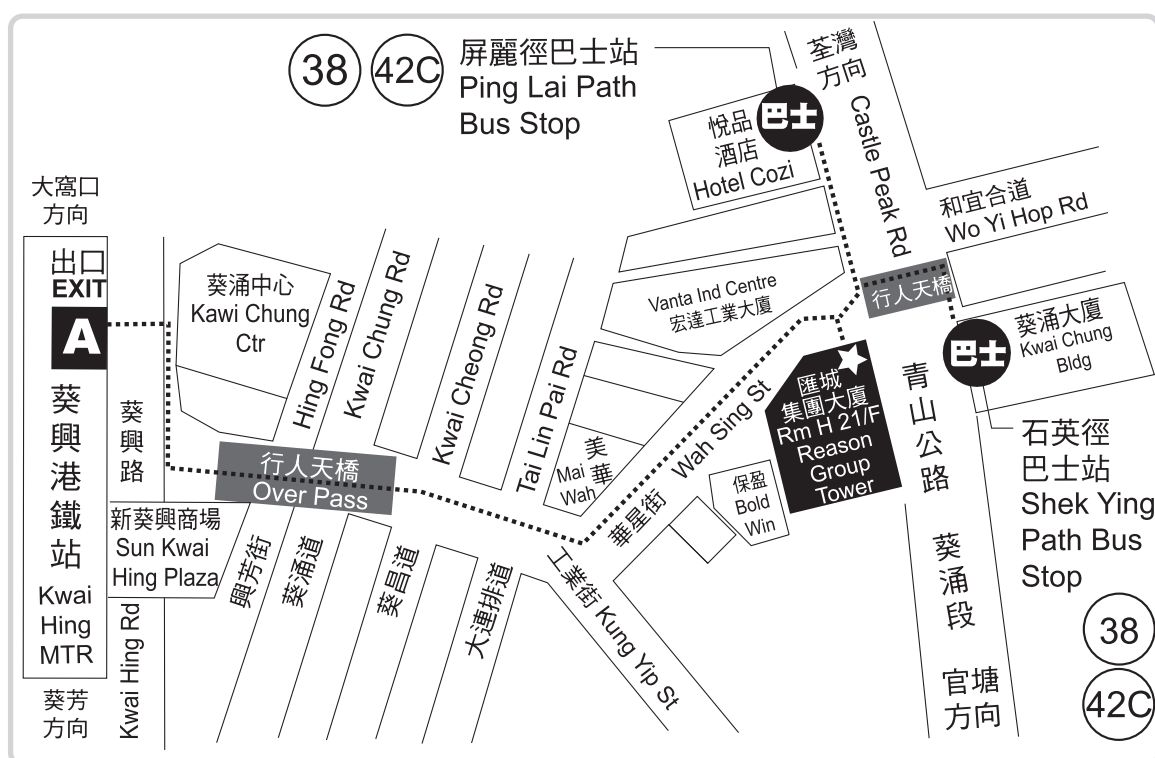
吸塵機及配件可放在底座收納。

The Vacuum Cleaner and accessories can be stored on the base.



型號 Model Number	VC6508
輸入 Input	5V---0.7A / USB-C Port
功率 Power	DC7.4V, 60W
電池 Battery	Li-ion 2000mAh
集塵杯容量 Dust Cup Capacity	乾/Dry:150毫升/ ML 濕/Wet:60毫升/ ML (約/Approx.)
淨重 Net Weight	640克(gram) (約/Approx.)
尺寸 Dimension (淨機身/Body Only)	7.6(L) x 40(H) x 7.6(D)cm(約/Approx.)

源澤地圖 Origin Map



辦公時間

10:30am - 12:30pm (星期一至五)
02:30pm - 05:30pm (星期一至五)
10:30am - 12:30pm (星期六)
(星期日及公眾假期休息)

OFFICE HOURS

10:30am - 12:30pm (Mon to Fri)
02:30pm - 05:30pm (Mon to Fri)
10:30am - 12:30pm (Saturday)
(Closed on Sunday and Holiday)

保用

無 線 乾 濕 吸 塵 機
Cordless Wet & Dry Vacuum Cleaner



產品： 無線乾濕吸塵機

型號： VC6508

此產品由購買日期起計算，本公司將根據下列條款及細則，提供一年保養服務(商業用途則為3個月):

1. 於購買後一年內，經本公司技術員判斷為正常運作下損壞之產品，可獲免費維修和/或零件更換。
2. 以下情況不被包括在保養範圍內：
 - 若產品是因為濫用、錯誤使用、疏忽及/或意外而遭致損壞；
 - 未經本公司授權之自行處理、維修及/或改裝；
 - 任何機殼、面蓋、過濾網、過濾網罩、水/集塵桶、吸水吸嘴、縫隙吸嘴、毛刷吸嘴、底座、底座蓋、USB Type-C 充電線，以及配件。
3. 需要檢查或維修時，請將產品送往本公司服務中心，並於修理妥當後自行取回。
4. 更換後之任何零件或配件，均屬本公司所有。
5. 本保養服務只適用於香港特別行政區。
6. 顧客必須同時出示零售商之正式發票，方可得到免費維修服務。

升級保用：(須於購買本產品後10天內完成以下步驟；升級保用不適用於商業用途)

- A. 額外3個月保用: 於本公司網站完成登記，可享有共15個月免費保用；或
- B. 額外6個月保用: 到訪並“追蹤”本公司 (Origin Marketing Limited) 的Facebook，即可享有共18個月免費保用。(如果已追蹤，則自動享有此升級保用，毋須再進行上述步驟)。

服務中心

源澤市務有限公司

香港新界葵涌青山公路403號(近華星街12號)匯城集團大廈21樓H室

www.origin.hk 電郵: info@origin.hk 電話: 2156 8238


www.origin.hk



Find us on



Instragarm



Warranty

Item : Cordless Wet & Dry Vacuum Cleaner

Model : VC6508

This product is warranted for 1 year (commercial use for 3 months) from the date of purchase under the following conditions:

1. For any defect, in the judgment of our technician, if it is caused under normal use, we are responsible for repairing the product, and/or replacing parts at free of charge.
2. This warranty DOES NOT apply to:
 - If the product was damaged by abuse, misuse, negligence or accidents;
 - Repair, alteration/modification by unauthorized technician;
 - The housing, cover, dust filter, filter cover, water/dust bin, water nozzle, crevice nozzle, brush nozzle, base, base cover, USB Type-C cable or accessories.
3. The customer is requested to bring the product to and from our Service Centre.
4. Any parts or accessories, which had been replaced, shall be of our property.
5. This warranty is valid in H.K.S.A.R. only.
6. Original invoice should be presented in order to get free service.

Extended Warranty: (Complete following procedure within 10 days from the date of purchase.

Extended warranty does not apply to commercial use)

- A. Extra 3 months warranty: complete Online Warranty Registration on our website to enjoy a total of 15 months of warranty; or
- B. Extra 6 months warranty: follow "Origin Marketing Limited" on Facebook to enjoy a total of 18 months of warranty. (If you have already followed, no need to do it again.)

Service Centre

ORIGIN MARKETING LIMITED

Unit H, 21/F., Reason Group Tower (nearby 12 Wah Sing Street),

403 Castle Peak Road, Kwai Chung, N.T., Hong Kong.

www.origin.hk Email: info@origin.hk Tel: 2156 8238

www.origin.hk



Find us on



Instragarm

