


Batus

LED 檯燈連無線充電板 LED Lamp With Induction Charging



TB05

使用說明書

INSTRUCTION MANUAL

- * 使用產品前，請先細閱使用說明書，並請妥善保存以便將來翻閱。
- ** 本說明書可於本公司網站下載 www.batus.hk。
- *** 本公司不保證本產品與您的手機兼容，也不會對您的手機出現的任何問題負上責任。
- * Read all instructions carefully before using the product, and keep this instruction for future reference when necessary.
- ** This instruction manual can be acquired at www.batus.hk.
- *** We don't guarantee compatibility with your mobile phone nor take any responsibility for any problem incurred to your mobile phone.

- 使用本護目燈前，請先細閱使用說明書。
Read all instructions carefully before using the Lamp.
- 必須按照使用說明書指示操作本護目燈，否則可能引致產品損壞、短路、火警或人命損傷。
Use this Lamp only as described in this manual. Any other use not recommended by the manufacturer may cause fire, electrical shock or injury to persons.
- 打開包裝，檢查護目燈。如發現產品有損壞，請勿使用及即時聯絡供應商。
Open the package and ensure that the Lamp is undamaged. In case of doubt, do not use the Lamp and contact your supplier.
- 包裝物料並非玩具，不可讓小孩玩耍。
Do not let children play parts of package.
- 本產品使用USB供電，請使用本產品提供的USB電源線操作本產品。
This product is powered by USB, please use the USB power cord provided with this product to operate this product.
- 不可擅自拆卸、修理、改造本產品，如有任何問題請先致電客戶服務中心。
Do not take this Lamp apart exposing electrical parts. Call customer service for assistance and guarantee information.
- 本機不是為體質、感覺或智力有障礙人士(包括小孩)或缺乏經驗及知識者使用，除非他們曾經接受負責安全人士的監督或指示，大人應指導小孩不可把玩電器。
This appliance is not intended for use by persons (including children) with reduced physical, sensory or mental capabilities, or lack of experience and knowledge, unless they have been given supervision or instruction concerning use of the appliance by a person responsible for their safety. Children should be supervised to ensure that they do not play with the appliance.
- 本護目燈不適用於室外及作工業用途。
This Lamp is intended for household use ONLY and not for industrial or outdoor use.
- 當燈亮起時，不能近距離照到眼睛，防止傷害眼睛。
When the LED light is on, please keep your eyes away from the Lamp to avoid being hurt.
- 本產品在強電磁波干擾下可能會被點亮或熄滅。
This Lamp may be turned on or off under strong electromagnetic wave.

- 使用無線充電功能時,請勿將手機覆蓋到開/關按鈕。


Please ensure the mobile phone not to cover the on/off button during wireless charging.


- 使用時,底座可能發出熱力。這是正常的現象由於護目燈正在運作。

There may be warm in the base. It is normal while the Lamp is turning on.

- 請保持清潔以維持護目燈處於良好狀態(詳細請參閱清理及維護部份)。

Keep the Lamp clean to maintain in good condition (refer to maintenance section).

-  本產品含有可回收材料,不可把本產品作為未分類廢物。請聯繫當地就近指定回收點。

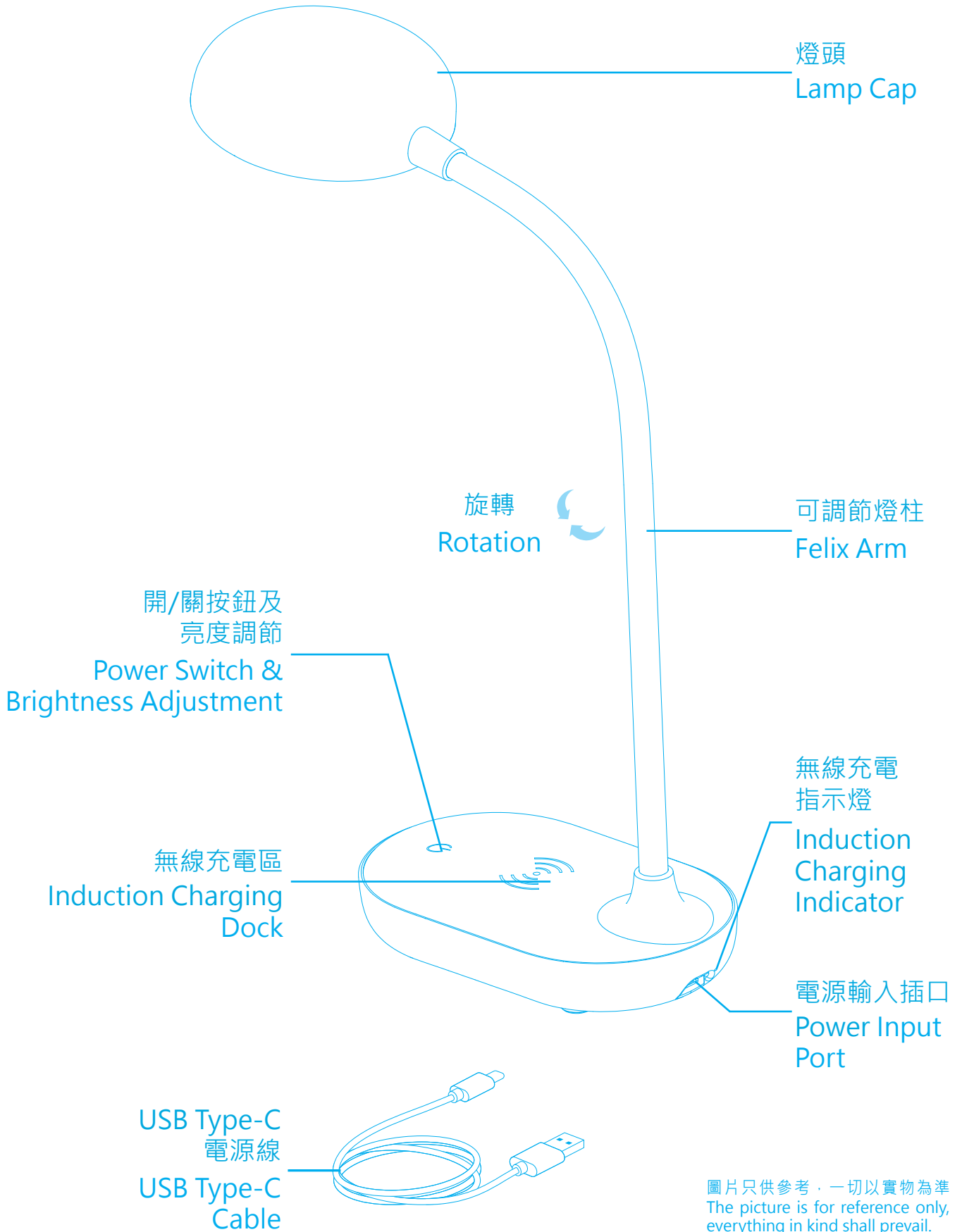
 This product contains recyclable materials. Do not dispose this product as unsorted municipal waste. Please contact your local municipality for the nearest collection.

- 為了確保產品能夠正常使用,建議使用QC/PD的快充適配器。

In order to ensure the normal use of the product, it is recommended to use the QC/PD fast charge adapter.

- 警告:清理前必須先拔除USB線。若USB線損壞,必須交由製造商或其代理指定維修服務中心檢查及修理。

WARNING: To avoid danger of electric shock, unplug the USB cable when not in use and before cleaning. If the power cord is damaged, it must be replaced by the manufacturer, its service agent or similarly qualified persons in order to avoid hazard.



圖片只供參考，一切以實物為準
The picture is for reference only,
everything in kind shall prevail.

護目燈可使用控制面板按鈕操控。

The Lamp may be operated by the control panel.

1. 將護目燈擺放於穩固的平面上，將USB線接駁到護目燈電源輸入插口，再把USB線連接到設備使用。

Place the Lamp on a stable and flat surface. Plug the USB cable into the light power input port of the Lamp then plug the USB cable into a source of power.

2. 開/關: 按開/關按鈕 "⏻"，護目燈會亮起。再按此按鈕，護目燈會關閉。當護目燈亮起時，長按此按鈕可調節護目燈的亮度。

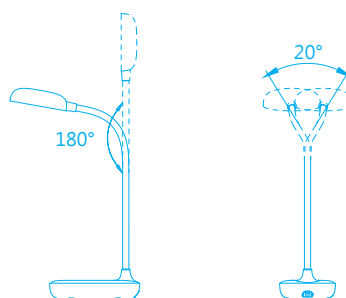
ON/OFF: Press the power switch "⏻", and then the Lamp will light on. Press this switch again and the Lamp will turn off. When the Lamp is on, hold down this switch to adjust the brightness of the Lamp.

3. 手機無線充電: 此功能僅適用於設有無線充電設備的手機。如果你不清楚手機有否無線充電功能，請聯絡你的手機經銷商。本公司不保證本產品與您的手機兼容，也不會對您的手機出現的任何問題負上責任。將帶有無線充電功能的手機平放在產品的無線充電區。觀察手機上的電源圖示，如顯示正在充電，則表示手機正在使用無線充電。(提示：使用無線充電時，應留意手機端的無線接收位置應該與產品表面的無線充電圖示對準。手機充電和使用護目燈可以同時進行。)當無線充電指示燈呈綠色時，表示手機處於無線充電狀態。當無線充電指示燈呈紅色恆亮或閃爍時，表示無線充電工作不正常。當無線充電指示燈呈現紅色和綠色時(部分手機不支援此功能)，表示手機已充滿電。

Mobile Phone Wireless Charging: This function applies to mobile phone with built-in wireless charging device only. We don't guarantee compatibility with your mobile phone nor take any responsibility for any problem incurred to your mobile phone. Put your mobile phone on the wireless charging dock, check the power mark of mobile to confirm charging or not. (Reminder: make sure your mobile wireless charging dock match the wireless icon of the product. Wireless charging and lighting of Lamp can work at the same time.) When wireless charging indicator is green, it indicates that the mobile phone is on wireless charging state. When the wireless charging indicator is red and always on or flashing, it indicates that the wireless charging is not working properly. When the wireless charging indicator is in red and green (some mobile phones do not support this function), it indicates that the mobile phone is fully charged.

4. 角度調校: 護目燈可以手動方式調整方向。

ANGLE ADJUSTMENT : Lamp can be manually adjusted the up/down direction.



圖片只供參考，一切以實物為準
The picture is for reference only,
everything in kind shall prevail.

警告：切勿將護目燈浸於水或其他液體中。在清潔本護目燈前，先將護目燈關掉及把USB充電線拔除。

WARNING: UNPLUG THE USB CABLE BEFORE MOVING OR SERVICING. DO NOT IMMERSE THE LAMP IN WATER! BEFORE CLEANING, MAKE SURE THAT THE UNIT HAS BEEN SWITCHED OFF.

外殼：清理時切勿將護目燈浸於水或其他液體中。使用濕潤軟布抹擦清潔，頑固污垢可用軟布沾上含肥皂的溫水抹擦。

House: Clean the outside of the Lamp with a soft cloth, to remove persistent dirt or grime wipe down with a cloth that has been dampened with warm soapy water.

注意：切勿使用含有腐蝕性的清潔劑或溶液清理護目燈。

CAUTION: Do NOT use gasoline, benzene, thinner, harsh cleaners, etc., as they will damage the Lamp. NEVER use ALCOHOL or any other SOLVENTS.

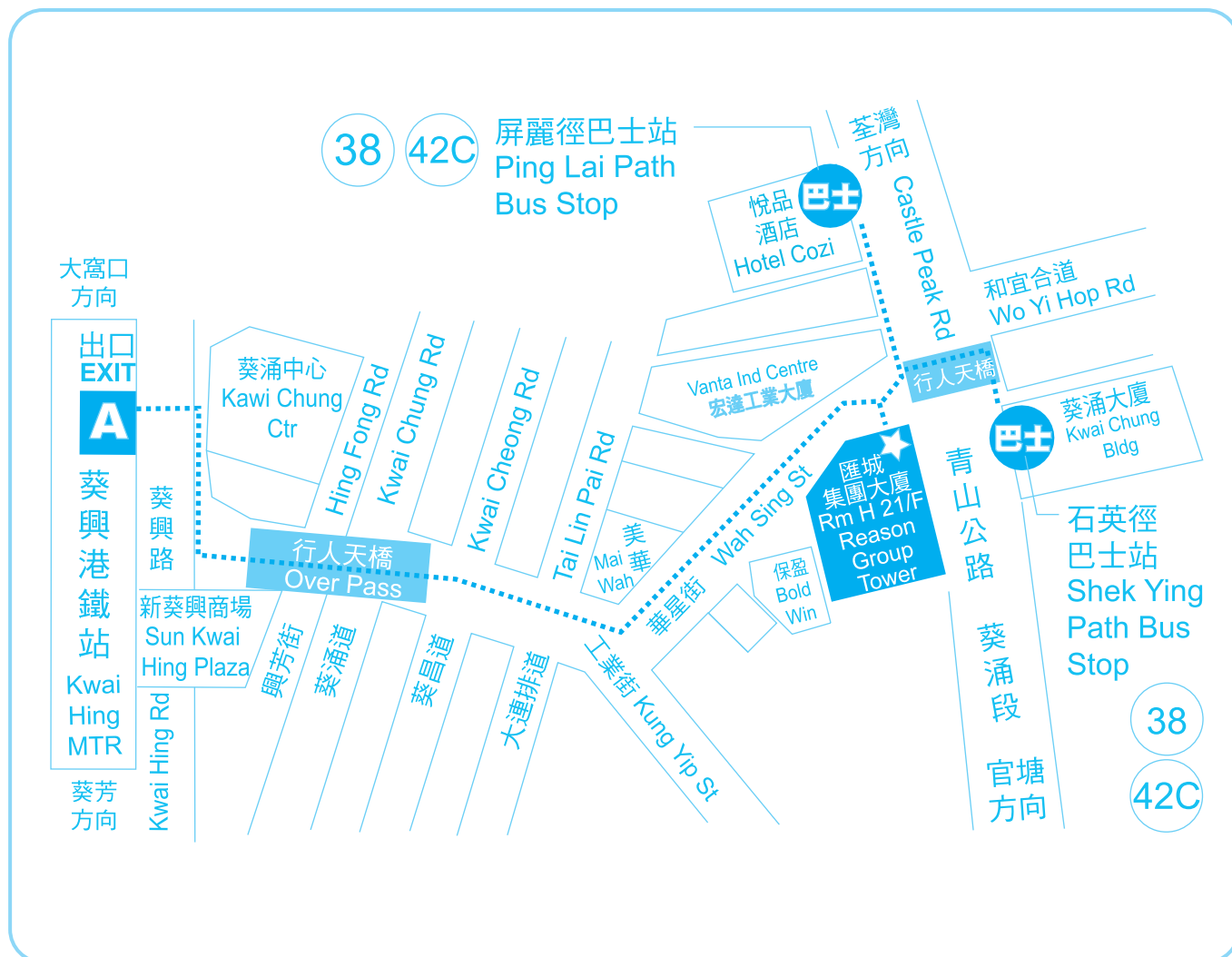
儲存：連同使用說明書，把護目燈存放於清涼及乾爽的地方。

STORAGE: Store the Lamp with these instructions in the original box in a cool and dry place.

技術規格

Specification

型號 Model Number	TB05
護目燈輸入 Lamp Input	DC 9V, 2A / USB-C Port
護目燈功率 Lamp Power	2W, 500 lux
色溫 Color temperature	4000K
無線輸出 Induction	15W
產品尺寸 Product Dimension	92(W) x 453(H) x 145(D) mm (約/Approx.)



辦公時間
10:30am - 12:30pm (星期一至五)
02:30pm - 05:30pm (星期一至五)
10:30am - 12:30pm (星期六)
(星期日及公眾假期休息)

OFFICE HOURS
10:30am - 12:30pm (Mon to Fri)
02:30pm - 05:30pm (Mon to Fri)
10:30am - 12:30pm (Saturday)
(Closed on Sunday and Holiday)

保用

LED 檯燈連無線充電板
LED Lamp With Induction Charging 

產品： LED 檯燈連無線充電板

型號： TB05

此產品由購買日期起計算，本公司將根據下列條款及細則，提供一年保養服務(商業用途則為3個月):

1. 於購買後一年內，經本公司技術員判斷為正常運作下損壞之產品，可獲免費維修和/或零件更換。
2. 以下情況不被包括在保養範圍內：
 - 若產品是因為濫用、錯誤使用、疏忽及/或意外而遭致損壞；
 - 未經本公司授權之自行處理、維修及/或改裝；
 - 任何機殼、燈柱、USB Type-C電源線，以及配件。
3. 需要檢查或維修時，請將產品送往本公司服務中心，並於修理妥當後自行取回。
4. 更換後之任何零件或配件，均屬本公司所有。
5. 本保養服務只適用於香港特別行政區。
6. 顧客必須同時出示零售商之正式發票，方可得到免費維修服務。

升級保用：(須於購買本產品後10天內完成以下步驟；升級保用不適用於商業用途)

- A. 額外3個月保用: 於本公司網站完成登記，可享有共15個月免費保用；或
- B. 額外6個月保用: 到訪並“追蹤”本公司 (Origin Marketing Limited) 的Facebook，即可享有共18個月免費保用。(如果已追蹤，則自動享有此升級保用，毋須再進行上述步驟)。

服務中心

源澤市務有限公司

香港新界葵涌青山公路403號(近華星街12號)匯城集團大廈21樓H室

www.origin.hk 電郵: info@origin.hk

電話: 2156 8238

www.batus.hk



Find us on 



Instragarm



Warranty

Item : LED Lamp With Induction Charging

Model : TB05

This product is warranted for 1 year (commercial use for 3 months) from the date of purchase under the following conditions:

1. For any defect, in the judgment of our technician, if it is caused under normal use, we are responsible for repairing the product, and/or replacing parts at free of charge.
2. This warranty DOES NOT apply to:
 - If the product was damaged by abuse, misuse, negligence or accidents;
 - Repair, alteration/modification by unauthorized technician;
 - The housing, joint, USB Type-C cable or accessories, is excluded from this warranty.
3. The customer is requested to bring the product to and from our Service Centre.
4. Any parts or accessories, which had been replaced, shall be of our property.
5. This warranty is valid in H.K.S.A.R. only.
6. Original invoice should be presented in order to get free service.

Extended Warranty: (Complete following procedure within 10 days from the date of purchase.

Extended warranty does not apply to commercial use)

- A. Extra 3 months warranty: complete Online Warranty Registration on our website to enjoy a total of 15 months of warranty; or
- B. Extra 6 months warranty: follow "Origin Marketing Limited" on Facebook to enjoy a total of 18 months of warranty. (If you have already followed, no need to do it again.)

Service Centre

ORIGIN MARKETING LIMITED

Unit H, 21/F., Reason Group Tower (nearby 12 Wah Sing Street),

403 Castle Peak Road, Kwai Chung, N.T., Hong Kong.

www.origin.hk Email: info@origin.hk

Tel: 2156 8238

www.batus.hk



Find us on 



Instragarm

