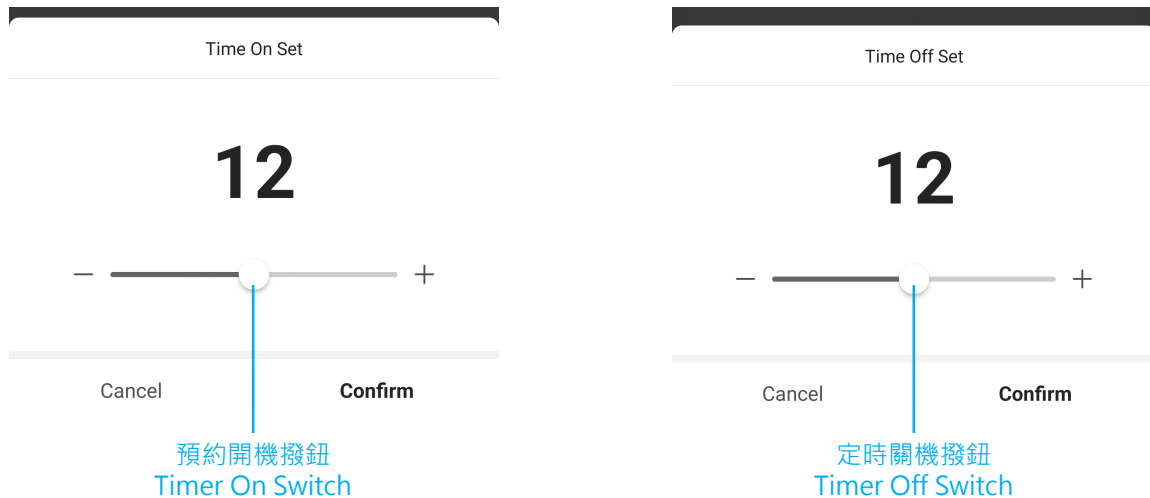


### 使用APP操作



圖片只供參考，一切以實物為準  
The picture is for reference only, everything in kind shall prevail.

### 定時設置 / Timer

定時關機：按定時關機鍵 "⌚" 後滑動撥鈕，選定24個不同的自動關機時間，分別由1至24小時，按"Confirm"，APP將會顯示關機時間。

OFF TIMER: Tap the "⌚" key then slide the switch to set desired auto power off time. There are 24 time intervals, from 1 to 24-hours. Tap "Confirm", the power off time is displayed on the APP.

預約開機：在待機狀態下，按下預約開機鍵 "⌚" 後滑動撥鈕，選定24個不同的預約開機時間，分別由1至24小時，按"Confirm"，APP將會顯示所選開機時間。

PRESET START TIME: In standby state, pressing the "⌚" key then slide the switch to set desired preset power start time, There are 24 time intervals, from 1 to 24-hours. Tap "Confirm", the APP will be displayed the start time setting.

### 注意 / Note:

淨化功能開啟後，左右送風撥鈕、模式鍵操作無效。如果淨化功能開啟前已開啟搖擺或模式鍵，淨化開啟後左右送風和模式功能將自動停止。

After the purification function is turned on, the operation of osc and mode key is invalid. If the osc switch or mode key has been turned on before the purification function is turned on, the osc and mode function will exit automatically after purification is turned on.

智能淨化功能開啟後，風速、左右送風撥鈕、模式鍵操作無效。如果智能淨化功能開啟前已開啟風速、搖擺撥鈕或模式鍵，智能淨化開啟後風速、左右送風和模式功能將自動停止。


After the AI purification function is turned on, the operation of speed, osc switch and mode key is invalid. If the speed, osc switch or mode key has been turned on before the AI purification function is turned on, the speed, osc and mode function will exit automatically after AI purification is turned on.

### 解除15小時強制關機功能 / Release the 15-hour forced shutdown function

為加強使用安全，本空氣淨化冷風機預設15小時強制關機功能。如要解除此功能，請依以下步驟：

In order to enhance the safety of use, this Air Purifying Cooler is preset with a forced shutdown function of 15 hours. To disable this feature, please follow the steps below:

1. 於接上電源後長按左右送風按鈕 "↔" 3秒。  
After connecting to the power supply, press and hold the OSC button "↔" for 3 seconds.
2. 當聽到"㐁㐁㐁"聲後，所有自動關機 (包括定時關機)功能已解除。  
When the "beep beep beep" sound is heard, all automatic shutdown (including timer off) functions have been canceled.
3. 要回復自動關機，長按左右送風按鈕 "↔" 3秒。  
To restore automatic shutdown, press and hold the OSC button "↔" for 3 seconds.



圖片只供參考，一切以實物為準  
The picture is for reference only,  
everything in kind shall prevail.

# HEPA濾網更換

## HEPA Air Filter Replacement

智能空氣淨化冷風機  
Smart Air Purifying Cooler



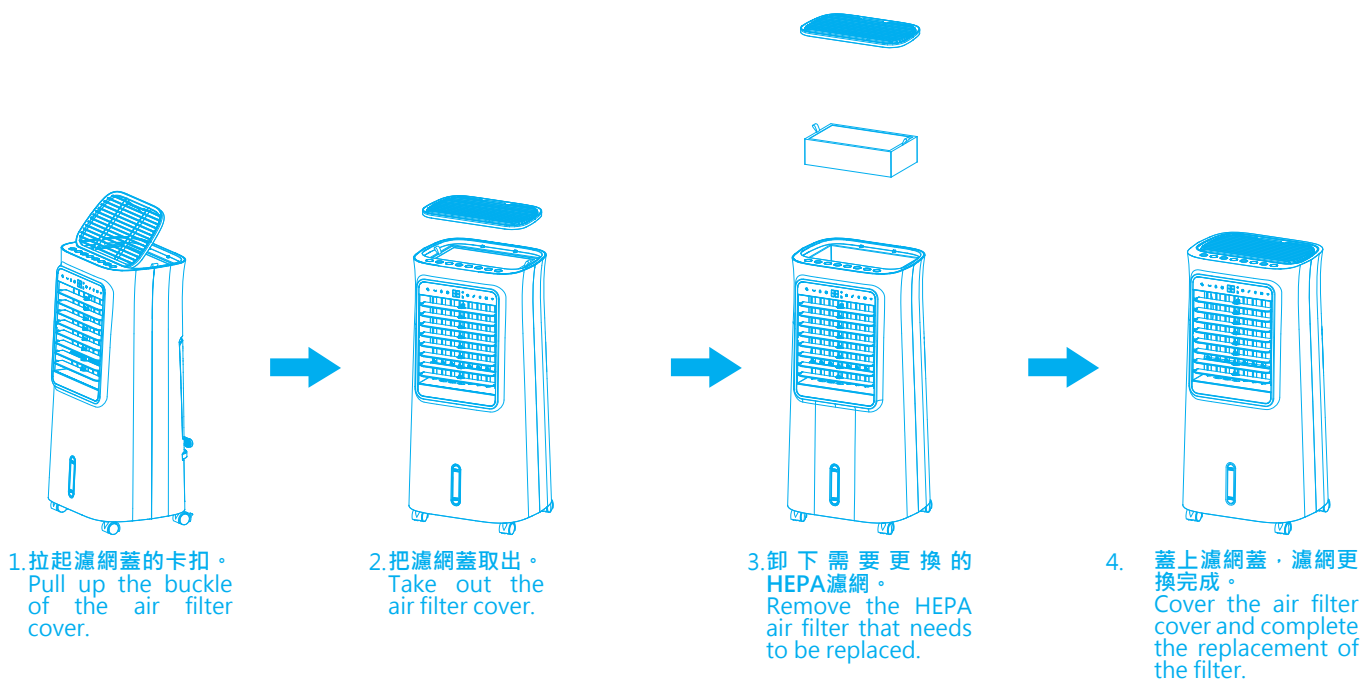
濾網類型	: HEPA 13(含活性碳)
建議更換時間	: 12個月(依空氣質素及使用時間有所不同) · 濾網於本公司服務中心有售。
Filter Type	: HEPA 13 (with active carbon)
Suggested Replacement:	Every 12 months of use (depending on air quality and using time), available at Service Centre.

更換濾網提示功能:當空氣淨化冷風機檢測到濾網達到飽和值時, "🔄" 指示燈一直閃爍; 則表示濾網需要更換。

Reminder of Replacing Filter: When the Air Purifying Cooler detects that the filter is saturated value, the "🔄" indicator will keep flashing in red; This means the filter needs to be replaced.

更換確保先從電源插座上拔下空氣淨化冷風機的插頭, 然後再或安裝濾網。

Unplug the power socket of the product before replacing or installing the filter.



5. 更換濾網後, 將空氣淨化冷風機的插頭插進電源插座上, 長按空氣淨化鍵 "🔄" 約3秒, 即可取消指示燈閃爍。(注意:當用戶首次使用, 拆卸包裝安裝完畢後不需要重設。)

After replacing the filter, insert the plug of the Air Purifying Cooler into the power socket, press and hold the "🔄" button for about 3 seconds to cancel the indicator light flashes. (Note: When the user first uses it, the disassembly package does not need to be reset after installation.)

圖片只供參考, 一切以實物為準  
The picture is for reference only, everything in kind shall prevail.

## 注意 / CAUTION:

為保持最佳效能，請最少每月清洗空氣淨化冷風機一次。

It is recommended to clean the Air Purifying Cooler not less than once a month as to maintain its optimal performance.

警告: 不使用空氣淨化冷風機時，經常保持拔除電源，及切勿將空氣淨化冷風機浸於水或其他液體中。在清潔本空氣淨化冷風機前，先將空氣淨化冷風機關掉及把電源線從插座拔出。

WARNING: ALWAYS UNPLUG THE POWER CORD BEFORE MOVING OR SERVICING. DO NOT IMMERSE THE AIR PURIFYING COOLER IN WATER! BEFORE CLEANING, MAKE SURE THAT THE UNIT HAS BEEN SWITCHED OFF AND IT IS UNPLUGGED FROM THE MAIN OUTLET.

外殼: 利用濕布抹去外殼的污積。不可弄濕機身(水箱及水簾除外)，切勿使用帶腐蝕性的清潔劑或溶液。

Housing: Clean the outside of unit with damp cloth. Do not use corrosive detergent or solvent to clean.

請勿使用吸塵機清潔濾網或直接用水沖洗HEPA濾網。

Do not use a vacuum cleaner to clean the HEPA air filter or wash it directly.

請定期在陽光下對HEPA濾網進行消毒。

Please sterilize the HEPA air filter under sunlight regularly.

## 清潔及存放 / Cleaning And Storage:

### 水簾及水簾蓋 / Water Curtain & Water Curtain Cover

#### 水簾蓋 / Water Curtain Cover

輕輕按壓水簾蓋上方的扣鎖並拉出，用溫和清潔劑或軟毛刷清潔。

Un-click the water curtain cover and pull it out. Wash the cover with soap water or soft brush.

#### 水簾 / Water Curtain

先將水簾蓋拆除，然後拉出水簾。用清水沖洗水簾，清洗完畢後在陽光下曬乾，然後放回機上。最後把水簾蓋裝回原位後方可重新啟動冷風機。

After removing the water curtain cover, then remove the water curtain. Wash the water curtain with clean water and dry it under sunlight, then push the water curtain back into Cooler.

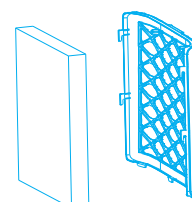
#### 水箱 / Water Tank

把水箱拉出及將剩餘的水倒出，用溫和清潔劑或軟毛刷清潔。

Pull out the water tank and drain the residue water. Then wash the water tank with soap water or soft brush.

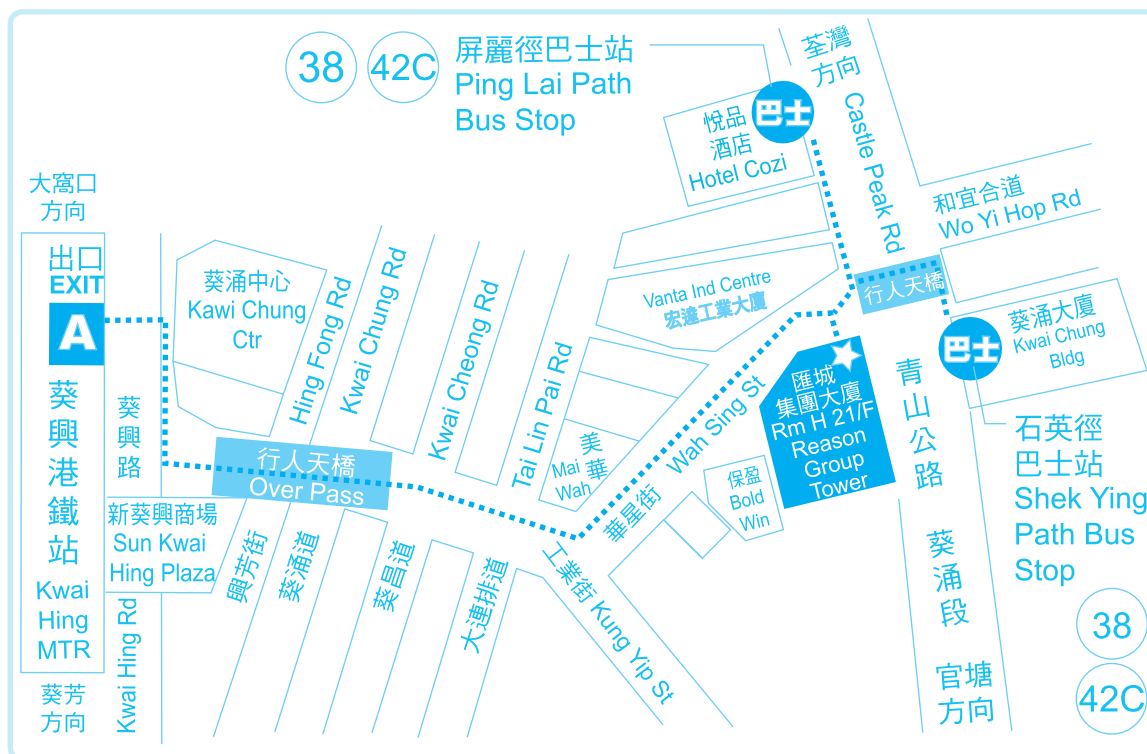
儲存: 連同使用說明書，把空氣淨化冷風機存放於清涼及乾爽的地方。

STORAGE: Store the Air Purifying Cooler with these instructions in the original box in a cool and dry place.



型號 Model Number	AC55
電源 Power Supply	220-240V~ 50Hz
額定功率 Rated Power	85瓦特/Watts
最大注水量(Capacity Of Water Tank)	4.9公升/ L(約/Approx.)
適用面積 Coverage Area	<20m <sup>2</sup> (約/Approx.)
淨重(Net Weight)	6.3千克(Kg) (約/Approx.)
產品尺寸 Product Dimension	33(W) x 67(H) x 28(D)cm (約/Approx.)

## 源澤地圖 Origin Map



### 辦公時間

10:30am - 12:30pm ( 星期一至五)  
02:30pm - 05:30pm ( 星期一至五)  
10:30am - 12:30pm ( 星期六)  
(星期日及公眾假期休息)

### OFFICE HOURS

10:30am - 12:30pm (Mon to Fri)  
02:30pm - 05:30pm (Mon to Fri)  
10:30am - 12:30pm (Saturday)  
(Closed on Sunday and Holiday)

# 保用

智能空氣淨化冷風機  
Smart Air Purifying Cooler



產品： 智能空氣淨化冷風機

型號： AC55

此產品由購買日期起計算，本公司將根據下列條款及細則，提供一年保養服務(商業用途則為3個月):

1. 於購買後一年內，經本公司技術員判斷為正常運作下損壞之產品，可獲免費維修和/或零件更換。
  2. 以下情況不被包括在保養範圍內：
    - 若產品是因為濫用、錯誤使用、疏忽及/或意外而遭致損壞；
    - 未經本公司授權之自行處理、維修及/或改裝；
    - 任何機殼、面蓋、水箱、冰盒、水簾、水簾蓋、濾網蓋、HEPA 13濾網、電源線及插頭，以及配件。
  3. 需要檢查或維修時，請將產品送往本公司服務中心，並於修理妥當後自行取回。
  4. 更換後之任何零件或配件，均屬本公司所有。
  5. 本保養服務只適用於香港特別行政區。
  6. 顧客必須同時出示零售商之正式發票，方可得到免費維修服務。
- 升級保用：**(須於購買本產品後10天內完成以下步驟；升級保用不適用於商業用途 )
- A. 額外3個月保用: 於本公司網站完成登記，可享有共15個月免費保用；或
  - B. 額外6個月保用: 到訪並“追蹤”本公司 (Origin Marketing Limited) 的Facebook，即可享有共18個月免費保用。(如果已追蹤，則自動享有此升級保用，毋須再進行上述步驟)。



## 服務中心

源澤市務有限公司

香港新界葵涌青山公路403號(近華星街12號)匯城集團大廈21樓H室

電話: 2156 8238 [www.origo.hk](http://www.origo.hk)

# Warranty

Item : Smart Air Purifying Cooler

Model : AC55

This product is warranted for 1 year (commercial use for 3 months) from the date of purchase under the following conditions:

1. For any defect, in the judgment of our technician, if it is caused under normal use, we are responsible for repairing the product, and/or replacing parts at free of charge.
2. This warranty DOES NOT apply to:
  - If the product was damaged by abuse, misuse, negligence or accidents;
  - Repair, alteration/modification by unauthorized technician;
  - The housing, cover, water tank, ice box, water curtain, water curtain cover, filter cover, HEPA 13 air filter, power cord & plug or accessories.
3. The customer is requested to bring the product to and from our Service Centre.
4. Any parts or accessories, which had been replaced, shall be of our property.
5. This warranty is valid in H.K.S.A.R. only.
6. Original invoice should be presented in order to get free service.

**Extended Warranty: (Complete following procedure within 10 days from the date of purchase. Extended warranty does not apply to commercial use)**

- A. Extra 3 months warranty: complete Online Warranty Registration on our website to enjoy a total of 15 months of warranty; or
- B. Extra 6 months warranty: follow "Origin Marketing Limited" on Facebook to enjoy a total of 18 months of warranty. (If you have already followed, no need to do it again.)

## Service Centre

ORIGIN MARKETING LIMITED

Unit H, 21/F., Reason Group Tower (nearby 12 Wah Sing Street),  
403 Castle Peak Road, Kwai Chung, N.T., Hong Kong.

Tel: 2156 8238 [www.origo.hk](http://www.origo.hk)

