



ECO Dehumidifier

Thank you for your purchase of our ECO Dehumidifier. To use this Dehumidifier properly and safely, please read the following instruction carefully.

MODEL & SPECIFICATION

Model: DH152/DH152SET*

Voltage: 110-240V~50/60Hz

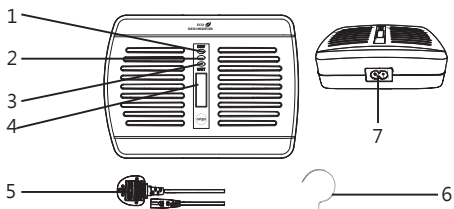
Power: 18W

Working Environment: 20°C-40°C, ≥50% RH

Dimensions: 150(W)x 110(H)x 51(D)mm (Approx.)

*DH152SET Contains two main body and hook attachment

MAIN PARTS



1. Blue Indicator (Free of moisture)
2. Purple Indicator (Contain moisture)
3. Pink Indicator (Full of moisture)
4. Crystal View Window
5. Power Cord & Plug
6. Hook Attachment
7. Power Socket

The picture is for reference only, everything in kind shall prevail.

ATTENTION

- Read all instructions and warnings carefully before use.

- This user manual can be acquired at www.origo.hk.
- This appliance is not intended for use by persons (including children) with reduced physical, sensory or mental capabilities, or lack of experience and knowledge, unless they have been given supervision or instruction concerning use of the appliance by a person responsible or their safety. Children should be supervised to ensure that they do not play with the appliance.
- This product is for indoor use only.
- This product is not a toy. Do not allow children to play it.
- This product is designed for household use only.
- Ensure the unit is in upright position whenever it is being charged.
- Keep device from coming in direct contact with water.
- DO NOT attempt to plug in device while indicator window shows blue crystal.
- Do not leave unit plugged in for more than 24 hours at a time.
- Plug the device in well-ventilated area.
- Device may emit heat while plugging to AC outlet.
- Stop using the unit when there is unusual noise or smell.
- Do not plug in the device with wet hands.

OPERATION

- To remove excess moisture from small spaces, simply place the ECO Dehumidifier in preferred area.
- Inspect 'Crystal View Window' every few days to check moisture absorption levels.
- Once crystals turn in fully pink, place the device in well ventilated area.

- When drying, the product should be placed vertically on a stable flat surface.
- Plug in AC power cord and allow the device to dry for 24 hours.
- Do not keep device plugged in more than 24 hours at a time.
- Once the crystals turn back to blue color, unplug the power cord.
- Device is now ready to use again.

Note: The dehumidification time depends on the humidity inside the machine and the ambient humidity.

WARRANTY

This product is guaranteed for 1 year (commercial use for 3 months) from the date of receipt against manufacturing defect. The warranty does not cover the cover, hook attachment, power cord & plug and other accessories, damage or defect caused by negligence or use not according to this instruction manual.

Extended Warranty: (Complete following procedure within 10 days from the date of purchase.

Extended warranty does not apply to commercial use)

- Extra 3 months warranty: complete Online Warranty Registration on our website to enjoy a total of 15 months of warranty; or
- Extra 6 months warranty: follow "Origin Marketing Limited" on Facebook to enjoy a total of 18 months of warranty. (If you have already followed, no need to do it again.)

Remark: For any repair service, please contact and bring with the invoice or receipt to the Service Centre.

Service Centre

ORIGIN MARKETING LIMITED

Unit H,21/F, Reason Group Tower (nearby 12 Wah Sing Street), 403 Castle Peak Road, Kwai Chung, N.T., Hong Kong.

Tel: 2156 8238

Office Hours

10:30am - 12:30pm (Mon ~ Fri)

02:30pm - 05:30pm (Mon ~ Fri)

10:30am - 12:30pm (Sat)

(Closed on Sunday and Holiday)

www.origin.hk



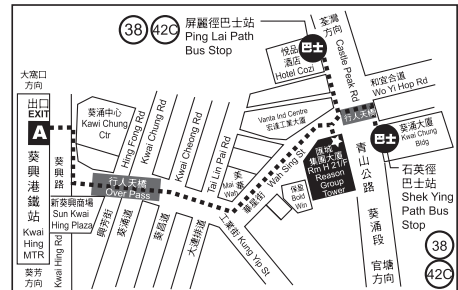
Find us on



Instragarm



Origin Map



環保吸濕寶

多謝選用origo環保吸濕寶。為了使您能更瞭解本產品的性能和使用時的安全，請使用前務必詳細閱讀以下說明。

型號及規格

型號: DH152/DH152SET*

電壓: 110-240伏特~50/60赫茲

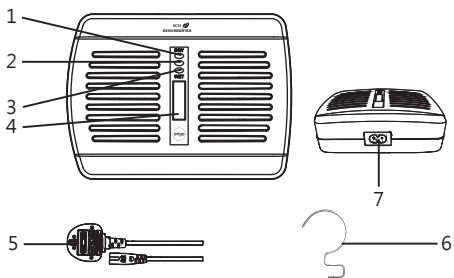
功率: 18瓦特

工作環境: 20°C-40°C,濕度≥50%

產品體積: 約150(W)x 110(H)x 51(D)毫米

*DH152SET含兩個主機體及掛鉤

部件名稱



1. 藍色指示 (不含水份)
2. 紫色指示 (含有水份)
3. 粉紅色指示 (含滿水份)
4. 晶體顯示窗
5. 電源線及插頭
6. 掛鉤
7. 電源接駁口

圖片只供參考，一切以實物為準。

注意事項

- 使用本產品前，請詳細閱讀本說明書。
- 本說明書可於本公司網站下載www.origo.hk。
- 本機不是為體質、感覺或智力有障礙人士(包括小孩)或缺乏經驗及知識者使用，除非他們曾經接受負責安全人士的監督或指示。大人應指導小孩不可把玩電器。
- 產品只供室內使用。
- 產品不是玩具，應避免孩童單獨使用本產品。
- 產品並不適合用於商業用途。當產品接上電源放濕，必須確保產品垂直放置於牢固平面上。
- 防止產品與水直接接觸。
- 當指示器窗口顯示藍色時，請勿嘗試給產品接上電源放濕。
- 不可讓產品連續放濕超過24小時。
- 請在良好通風位置放濕。
- 產品接上電源放濕時會發熱。
- 當發現有異常的噪音或氣味時，應立即停止使用產品。
- 請勿用濕手拔除插頭，以免發生觸電危險。

使用方法

- 環保吸濕寶放置於把細小空間內，抽取空氣中的水份。
- 每隔數天檢查晶體顯示窗，查看吸濕水平。
- 當指示器窗口顯示粉紅色時，將產品放在良好通風位置放濕。
- 放濕時需將產品垂直放置於穩固的平面上。
- 接上電源讓產品放濕24小時。
- 不可讓產品連續放濕超過24小時。
- 當指示器窗口顯示藍色時，請拔除電源停止放濕。
- 環保吸濕寶現在可以重新使用。

注意:放濕時間視乎機內濕度及環境濕度而定。

保用

本機可獲自購買日起1年免費保用(商業用途享有三個月免費保用)此保用只包含生產所導致的品質問題；並不包括機身外殼、掛鉤、電源線及插頭及其他配件，因誤用或不依說明書指示使用而導致的損壞。

升級保用：(須於購買本產品後10天內完成以下步驟；升級保用不適用於商業用途)

- 額外3個月保用: 於本公司網站完成登記，可享有共15個月免費保用；或
- 額外6個月保用:到訪並“追蹤”本公司(Origin Marketing Limited)的Facebook，即可享有共18個月免費保用。(如果已追蹤，則自動享有此升級保用，毋須再進行上述步驟)。

注意:保用時，須帶同收據及請先致電服務中心。

服務中心

源澤市務有限公司

香港新界葵涌青山公路403號

匯城集團大廈21樓H室(近華星街12號)

電話: 2156 8238

辦公時間

上午10:30 - 下午12:30 (星期一至五)

下午02:30 - 下午05:30 (星期一至五)

上午10:30 - 下午12:30 (星期六)

(星期日及公眾假期休息)

www.origin.hk



Find us on



Instragarm



源澤地圖

