




# 多 功 能 電 熱 鍋 Multi-function Cooker



## MC99

## 使用說明書

## INSTRUCTION MANUAL

- \* 使用本產品前，請先細閱使用說明，並請妥善保存以便將來翻閱。
- \*\* 本說明書可於本公司網站下載 [www.origo.hk](http://www.origo.hk)。
- \* Read all instructions carefully before using the appliance, and keep this instruction for future reference when necessary.
- \*\* This instruction manual can be acquired at [www.origo.hk](http://www.origo.hk).

- 本機不是為體質、感覺或智力有障礙人士包括小孩或缺乏經驗及知識者使用，除非他們曾經接受負責安全人士的監督或指示。大人應指導小孩不可把玩電器。

This appliance is not intended for use by persons (including children) with reduced physical, sensory or mental capabilities, or lack of experience and knowledge, unless they have been given supervision or instruction concerning use of the appliance by a person responsible for their safety. Children should be supervised to ensure that they do not play with the appliance.

- 本產品是家用或在類似環境使用，例如：商店內部、辦事處以及其他類似工作環境的廚房區域、農舍、客戶在旅館、汽車旅館和其他住宅類型的環境。

This appliance is intended to be used in household and similar applications such as: staff kitchen areas in shops, office and other working environments; farmhouses; by clients in hotels; motels and other residential type environments; bed and breakfast type environments.

- 本機不能用於附加外置的時計或控制器。

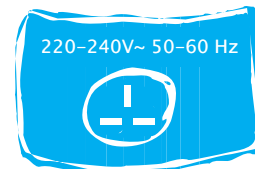
Appliances are not intended to be operated by means of an external timer or separate remote-control system.

- 使用時確保本品放置於安全、平穩的表面上。

Ensure the appliance is placed on a stable, secure surface to eliminate the possibility of tipping over or avoid any water in the set.

- 使用本產品前，請確定規格標貼上所示的額定電壓與當地供電電壓相同。如有疑問可向供應商查詢。

Before using the appliance, check if the voltage marked on the rating label corresponds to the mains at your home.



- 電源線或保險線損壞時，不應自行更換。應到指定維修中心更換相同或更高規格的電源線或更換保險線。

To prevent the risk of electric shock, DO NOT USE the set with broken power supply wires, broken fuse or broken plug. All repair works must be made by a professional (authorized distributor). NEVER TRY TO REPAIR the cable or plug by yourself. Please take the damaged set to your local authorized maintenance center.

- 本產品不應使用延長線與標稱小於13A的插座，必須使用與原裝同規格之電線。

Use of an extension cord is not recommended as it may overheat and cause risk of fire. Must use the same specification power cord with the original power cord.

- 打開包裝，檢查產品。如發現產品有損壞，請勿使用及即時聯絡供應商。

Open the package and ensure that the appliance is undamaged. In case of doubt do not use the appliance and contact your supplier.


- 防止電插座負荷過重或損害保險線，高耗電量之電器不能同時接駁到同一電插座或同一線路。  
To prevent overloading and blowing fuses, ensure that no other high power appliance is plugged into the same socket, or another socket which is connected in the same circuit.
- 切勿於水源或易燃物品附近使用。  
DO NOT OPERATE this appliance near water sources or flammable liquids.
- 使用時，切勿把本產品放置於火爐或發熱的物體附近。  
This appliance cannot be used beside the stove and other high temperature objects.
- 電源線切勿靠近火源、高溫或隱藏在地毯之下，亦不可靠近水源。  
DO NOT PUT the cord under the carpet, blankets. Always keep the power cable away from the walk way in room.
- 不可在潮濕或有積水的環境使用，不可將本機放於浴缸或大型容器上面。  
The appliance is not intended for use in wet or damp locations. Never locate the appliance where it may fall into a bathtub or other water container.
- 切勿於高溫表面上或附近使用本產品。  
DO NOT OPERATE this appliance on or near any hot surface.
- 為防止損害電源線，請勿把電源線掛放在檯邊上或接觸發熱的物體。  
Do not hang the power cord on the edge of table or touch the surface with high temperature in order to avoid damage to the power cord.
- 使用本產品時，電熱鍋必須放上食物，不可進行乾燒。此舉將嚴重縮短產品使用壽命。  
Do not allow to turn on this appliance if you have not place any food on it.
- 所有未開封的密封包裝食品(例如:罐頭)，不可使用本產品直接進行加熱，避免發生危險。  
To avoid any danger of explosion, please do not heat the canned goods before remove their cover.
- 請勿將產品放在桌布或窗簾等可燃物料上或附近上使用。使用時不應靠近牆角，其周圍30厘米內不應放置其他易燃物品，免溫度過高引起爆裂、變形、變色等。  
In order to prevent any accident, do not place the appliance on or near combustible materials such as a tablecloth or curtains. Do not operate this appliance near water sources or flammable liquids within 30 cm.
- 首次使用時，會有短暫時間的煙霧冒出，並有輕微異味。此種現象屬正常，請不用擔心。  
For first time operation, there will have some smoke or smell. This situation happens properly. Don't worry about that.
- 在本產品冷卻前，切勿接觸其發熱表面。  
Never try to touch the hot surface of this appliance before it is cool down.
- 本產品使用時間較長後，表面顏色有所變化，這是正常現象。  
If this appliance is using very long time, the surface of appliance will become fade, this situation also happens properly.

# 各部名稱 Main Parts

多功能電熱鍋  
Multi-function Cooker





蒸汽孔  
Steam Hole



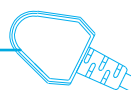
玻璃鍋蓋  
Glass  
Lid

煮鍋  
Cooking Pot



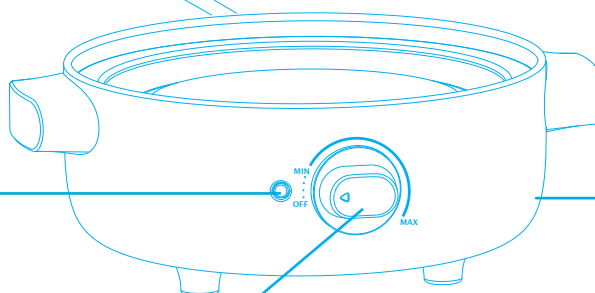
烤盤  
Grill Plate

插頭  
Plug



加熱指示燈  
Heating  
Indicator  
Light

開關及溫度  
控制旋鈕  
On/Off &  
Temperature  
Knob



把手  
Handle

主機體  
Main Body

圖片只供參考，一切以實物為準  
The picture is for reference  
only, everything in kind shall  
prevail.

### 使用前的準備 Preparation Before Use:

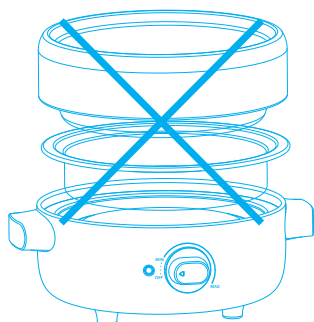
1. 先拿出所有配件，以濕潤毛巾清潔，放置於平坦位置上。  
Take apart all accessories, clean with a soft damp cloth. Place your appliance on the level and stable surface.
2. 使用前請確保已拆除所有包裝物料。  
Make sure that all package materials are removed before use.
3. 將電熱鍋主機體放在平坦的水平表面上。  
Place the Cooker's main body on a flat, level surface.
4. 選擇靠近電源插座的位置，不要放在有水的地方使用。  
Choose the near part of socket during use. Do not use it near any sources with water.
5. 將烤盤或煮鍋放在電熱鍋主機體上。  
注意每次只能使用一個烤盤或煮鍋，烤盤及煮鍋不能疊在一起使用。  
Place the grill plate or cooking pot on the Cooker's main unit.  
Notice: Only grill plate or cooking pot can be used at a time, and the grill plate and cooking pot cannot be stacked together to use.
6. 將插頭插入交流電220-240伏特，50-60赫茲的獨立插座，電熱鍋已可使用。  
Plug the power plug into an 220-240V~, 50-60Hz electrical outlet, the Cooker is ready for use.

注意：第一次使用電熱鍋，電熱鍋可能會出現少量冒煙及氣味約5分鐘，因為本產品在生產時發熱線帶有一層保護油，此乃正常現象。

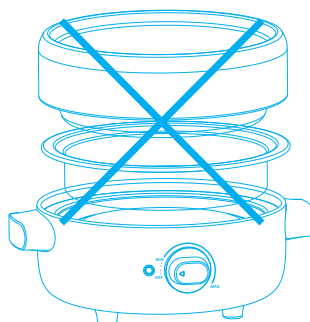
Caution: Before using for the first time, there will have some smoke or smell about 5 minutes. Because this Cooker have some protective oil on the surface of the heating element during production.



烤盤及煮鍋不能  
疊在一起使用



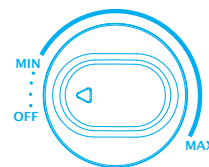
Grill Plate & Cooking  
Pot cannot be stacked  
together to use



圖片只供參考，一切以實物為準  
The picture is for reference  
only, everything in kind shall  
prevail.

電熱鍋可使用開關及溫度控制旋鈕操控。

The Cooker may be operated by the on/off & temperature knob.



1. 烹飪時，將食物直接置與烤盤或煮鍋內。

When cooking, put the food directly in the grill plate or cooking pot.

2. 將開關及溫度控制旋鈕從 "OFF" 調到 "MAX"，此時電熱鍋開始工作。

Turn the on/off & temperature knob from "OFF" to "MAX", and the Cooker is start working.

3. 使用煮鍋時須待預熱後才可以開始放入食物，煮鍋適用於煎、炒、烤、蒸、煮、火鍋等。

When using a cooking pot, it must be preheated before you can start adding food. The cooking pot is suitable for grill / stir-fry / roast / steam / slow cooking / hot pot function, etc.

4. 使用烤盤時須待預熱後才可以開始放入食物，根據不同食物或不同口味，調節不同火力。在加熱過程中，加熱指示燈會時亮時滅，此乃正常現象。

注意：烹飪食物時，只能使用木質或硅膠鑊鏟翻炒，不可使用金屬鑊鏟或器具，會刮傷塗層。

When using a grill plate, it must be preheated before start adding food. According to the different heat of cooking request, turn the knob to adjust different power. During heating process, the heating indicator light will be on or off automatically.

Notice: Only use wooden or silicone Spatula to flip or stir the food. DO NOT USE METAL SPATULA OR SHARP APPLIANCE.

5. 使用完畢後，請將旋鈕調回至 "OFF" 及切斷電源。

When finished using the Cooker, turn the knob to "OFF" position.

6. 待電熱鍋完全冷卻後方可清潔或移動機身。

Wait until the Cooker is completely cool down before moving or cleaning.

注意：當沸騰時，請勿靠近蒸汽孔，以免燙傷。

Note: When boiling, do not get close to the steam hole to avoid burns.



注意/CAUTION:

警告: 不使用電熱鍋時，經常保持拔除電源，及切勿將主機體浸於水或其他液體中。  
在清潔本電熱鍋前，先將電熱鍋關掉及把電源線從插座拔出，然後讓電熱鍋完全冷卻。

\*注意：打開鍋蓋，使電熱鍋冷卻更快。

WARNING: ALWAYS UNPLUG THE POWER CORD BEFORE MOVING OR SERVICING. DO NOT IMMERSE THE MAIN BODY IN WATER! BEFORE CLEANING, MAKE SURE THAT THE UNIT HAS BEEN SWITCHED OFF AND IT IS UNPLUGGED FROM THE MAIN OUTLET AND LET THE COOKER COOL DOWN COMPLETELY.

\* Note: Open the lid to let the Cooker cool down more quickly.

外殼: 清理時切勿將電熱鍋主機體浸於水或其他液體中。使用濕潤軟布抹擦清潔，頑固污垢可用軟布沾上含肥皂的溫水抹擦。

Housing: Clean the outside and grille of the main body of Cooker with a soft cloth. To remove persistent dirt, wipe down with a cloth that has been dampened with warm soapy water.

1. 每次使用後都要清潔電熱鍋。  
Clean the Cooker each time .
2. 切勿使用研磨性、腐蝕性或易燃性清潔劑(例如漂白劑或酒精)清潔電熱鍋的任何部位。  
Do NOT use abrasive, corrosive or flammable cleansers (such as bleach or alcohol) to clean any part of the Cooker.
3. 請勿使用金屬廚房用具或研磨性清潔材料來清潔玻璃鍋蓋、煮鍋、烤盤及主機體。  
Do not use metal kitchen utensils or abrasive cleaning materials to clean the glass lid, cooking pot, grill plate and main body.
4. 用濕布擦拭電熱鍋的外部。  
Wipe the outside of the Cooker with a moist cloth.
5. 用熱水，一些洗滌液和非研磨性海綿清潔所有配件。  
Clean all accessories with hot water, mild cleaner and a non-abrasive sponge.
6. 請不要將主機體浸入到液體中進行清潔。玻璃鍋蓋、煮鍋及烤盤可以直接進行清洗，方便衛生。  
Do not immerse the main body in water to clean.

提示: 如果污垢粘在煮鍋或烤盤內，請在煮鍋或烤盤內注入一些清洗液。讓煮鍋或烤盤浸泡約5分鐘。

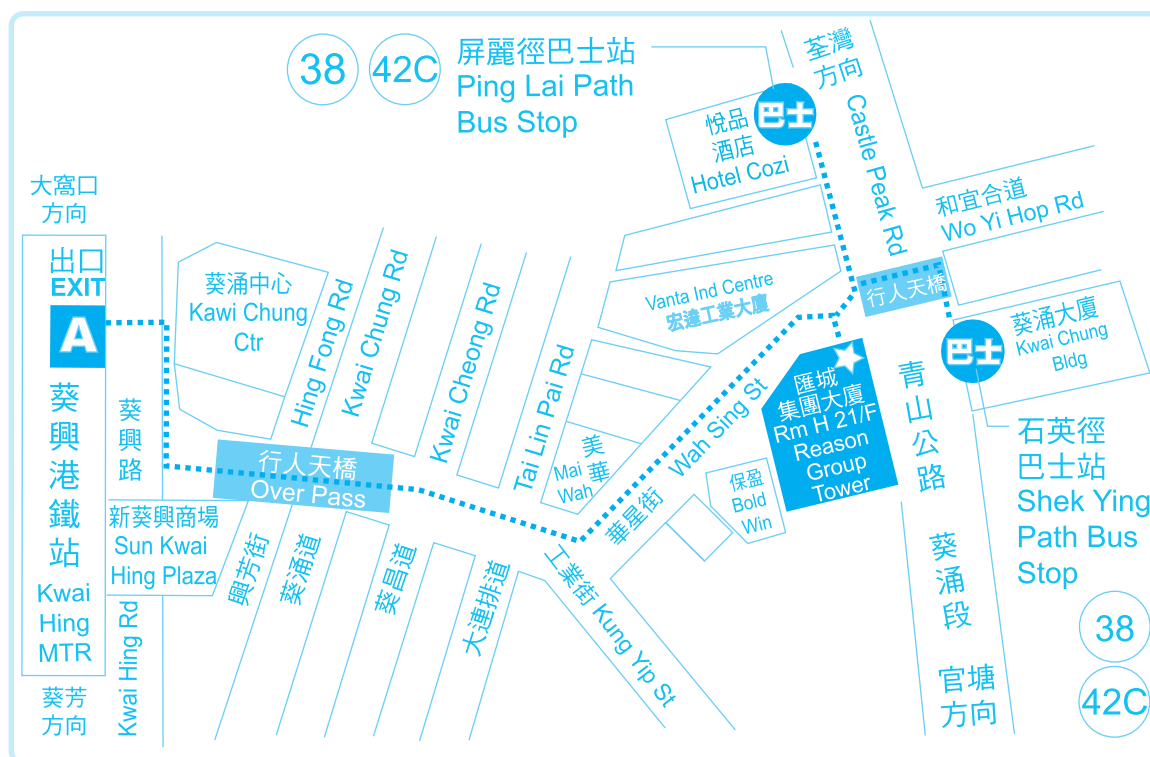
Tip: If dirt is stick in the cooking pot or grill plate, fill in with hot water and mild cleaner. Let the cooking pot or grill plate soak for approximately 5 minutes.

儲存: 連同使用說明，把電熱鍋存放於清涼及乾爽的地方。

STORAGE: Store the Cooker with these instructions in the original box in a cool and dry place.

型號 Model Number	MC99
電源 Power Supply	220-240V~ 50-60Hz
額定功率 Rated Power	600W
容量 Capacity	1.2公升(L) (約/Approx.)
產品尺寸 Product Dimension	225(W) x 160(H) x 205(D) mm (約/Approx.)

## 源澤地圖 Origin Map



### 辦公時間

10:30am – 12:30pm (星期一至五)  
02:30pm – 05:30pm (星期一至五)  
10:30am – 12:30pm (星期六)  
(星期日及公眾假期休息)

### OFFICE HOURS

10:30am – 12:30pm (Mon to Fri)  
02:30pm – 05:30pm (Mon to Fri)  
10:30am – 12:30pm (Saturday)  
(Closed on Sunday and Holiday)



# 保用

## 多功能電熱鍋 Multi-function Cooker



產品： 多功能電熱鍋

型號： MC99

此產品由購買日期起計算，本公司將根據下列條款及細則，提供一年保養服務(商業用途則為3個月):

1. 於購買後一年內，經本公司技術員判斷為正常運作下損壞之產品，可獲免費維修和/或零件更換。

2. 以下情況不被包括在保養範圍內：

- 若產品是因為濫用、錯誤使用、疏忽及/或意外而遭致損壞；
- 未經本公司授權之自行處理、維修及/或改裝；
- 任何機殼、玻璃鍋蓋、煮鍋、烤盤、電源線及插頭，以及配件。

3. 需要檢查或維修時，請將產品送往本公司服務中心，並於修理妥當後自行取回。

4. 更換後之任何零件或配件，均屬本公司所有。

5. 本保養服務只適用於香港特別行政區。

6. 顧客必須同時出示零售商之正式發票，方可得到免費維修服務。

**升級保用：**(須於購買本產品後10天內完成以下步驟；升級保用不適用於商業用途)

A. 額外3個月保用: 於本公司網站完成登記，可享有共15個月免費保用；或

B. 額外6個月保用: 到訪並“追蹤”本公司 (Origin Marketing Limited) 的Facebook，即可享有共18個月免費保用。(如果已追蹤，則自動享有此升級保用，毋須再進行上述步驟)。

www.origo.hk



Find us on



### 服務中心

源澤市務有限公司

香港新界葵涌青山公路403號(近華星街12號)匯城集團大廈21樓H室

電話: 2156 8238 www.origo.hk

## Warranty

Item : Multi-function Cooker

Model : MC99

This product is warranted for 1 year (commercial use for 3 months) from the date of purchase under the following conditions:

1. For any defect, in the judgment of our technician, if it is caused under normal use, we are responsible for repairing the product, and/or replacing parts at free of charge.

2. This warranty DOES NOT apply to:

- If the product was damaged by abuse, misuse, negligence or accidents;
- Repair, alteration/modification by unauthorized technician;
- The housing, glass lid, cooking pot, grill plate, power cord & plug or accessories.

3. The customer is requested to bring the product to and from our Service Centre.

4. Any parts or accessories, which had been replaced, shall be of our property.

5. This warranty is valid in H.K.S.A.R. only.

6. Original invoice should be presented in order to get free service.

**Extended Warranty: (Complete following procedure within 10 days from the date of purchase.**

Extended warranty does not apply to commercial use)

A. Extra 3 months warranty: complete Online Warranty Registration on our website to enjoy a total of 15 months of warranty; or

B. Extra 6 months warranty: follow "Origin Marketing Limited" on Facebook to enjoy a total of 18 months of warranty. (If you have already followed, no need to do it again.)

### Service Centre

ORIGIN MARKETING LIMITED

Unit H, 21/F., Reason Group Tower (nearby 12 Wah Sing Street),

403 Castle Peak Road, Kwai Chung, N.T., Hong Kong.

Tel: 2156 8238 www.origo.hk

www.origo.hk



Find us on

