




陶瓷暖風機
Ceramic Heater



FH9514B/FH9514P

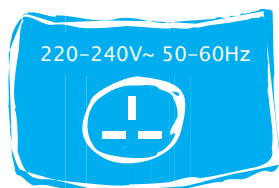
使用說明書



INSTRUCTION MANUAL

- * 使用暖風機前，請先細閱使用說明，並請妥善保存以便將來翻閱。
- ** 本說明書可於本公司網站下載 www.origo.hk。
- * Read all instructions carefully before using the FAN HEATER, and keep this instruction for future reference when necessary.
- ** This instruction manual can be acquired at www.origo.hk.

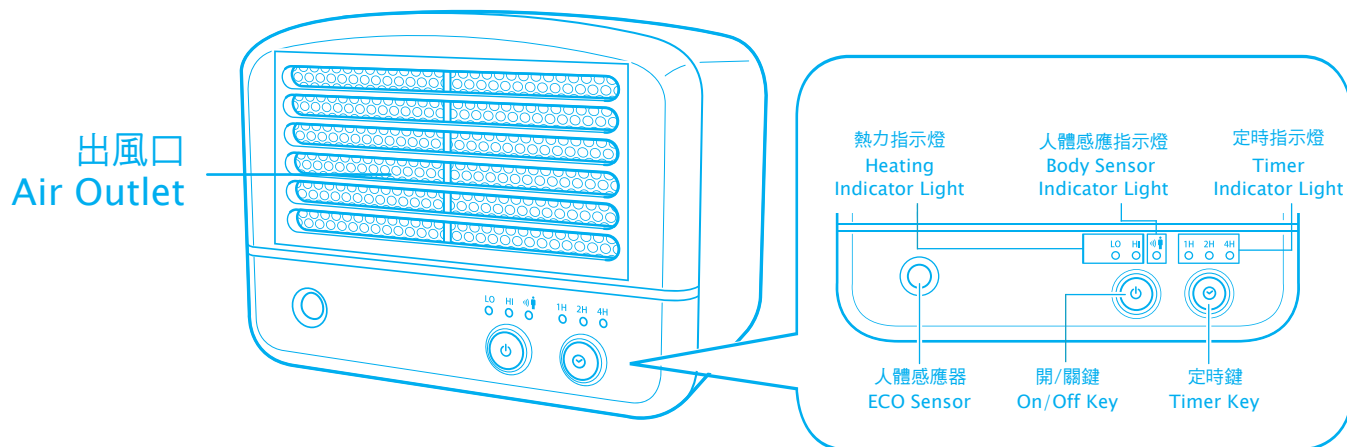
- 使用暖風機前，請先細閱使用說明。
Read all instructions carefully before using the Heater.
- 本機不是為8歲以下小孩，體質、感覺或智力有障礙人士或缺乏經驗及知識者使用，除非他們曾經接受負責安全人士的監督或指示。大人應指導小孩不可把玩電器。
This appliance can be used by children aged from 8 years and above and persons with reduced physical, sensory or mental capabilities or lack of experience and knowledge if they have been given supervision or instruction concerning use of the appliance in a safe way and understand the hazards involved. Children shall not play with the appliance. Cleaning and user maintenance shall not be made by children without supervision.
- 未滿3歲的小孩除非受到持續監護，否則應該遠離本產品。
Children of less than 3 years should be kept away unless continuously supervised.
- 年齡在3至8歲的小孩只有在設備已經被放置或安裝在其預期的正常操作位置，並已經接受了使用本設備的安全指導或監督並理解可能存在的危險時，才能開關設備。其不得插拔電源、調節和清潔設備，也不得進行用戶維護。
Children aged from 3 years and less than 8 years shall only switch on/off the appliance provided that it has been placed or installed in its intended normal operating position and they have been given supervision or instruction concerning use of the appliance in a safe way and understand the hazards involved. Children aged from 3 years and less than 8 years shall not plug in, regulate and clean the appliance or perform user maintenance.
- 使用時確保暖風機放置於安全、平穩的表面上。
Use this Heater on a horizontal and stable surface.
- 如本產品的電源線有損壞痕跡，為保障安全，請立即停止使用並聯絡供應商更換。
If the supply cord is damaged, it must be replaced by manufacturer, its service agent or similiary qualified persons in order to avoid a hazard.
- 如暖風機有明顯的損壞跡象，請勿使用。
Do not use if there are visible signs of damage to the Heater.
- 警告：除非提供持續監督，否則當無法自行離開房間的人佔用時，請勿在細小房間內使用此暖風機。
WARNING: Do not use this Heater in small rooms when they are occupied by persons not capable of leaving the room on their own, unless constant supervision is provided.
- 請不要使用曾經掉落的暖風機。
Do not use this Heater if it has been dropped.
- 切勿把暖風機擺放於電源插座之下。
The Heater must not be located immediately below a socket outlet.
- 切勿使用可使暖風機自動開機的外加管理程式、時間制、遙控系統或任何其他裝置，以免因暖風機被覆蓋或擺放位置不當而發生火警。
The Heater is not intended to be operated by means of an external programmer, timer,seperate remote-control system or any other device that switches the Heater on automatically, since a fire risk exists if Heater is covered or positioned incorrectly.
-  警告：為防暖風機過熱，切勿覆蓋暖風機的出、入風口。使用中的暖風機出口會發出高熱，切勿觸碰。
 WARNING: In order to avoid over heating, do not cover the Heater. The Heater is hot when in use. To avoid burns, do not let bare skin touch hot surface.
- 警告：暖風機的出、入風口應與易燃物品(如傢俱、枕頭、床鋪、毛巾或窗簾等)保持安全距離不少於1米。
WARNING: To reduce the risk of fire, keep textiles, curtains, or any other flammable material a minimum distance of 1m from the air outlet and inlet of the Heater.
- 暖風機不可擺放於有潛在危險的地方使用(例如：非常潮濕環境、易燃物品或化學品倉庫)。
The Heater must NOT be used in potentially dangerous location such as flammable explosive, chemicalladen or wet atmospheres.
- 暖風機不適用於室外及作工業用途。
Heater is intended for household use ONLY, not for industrial or outdoor use.

- 打開包裝，檢查產品。如發現產品有損壞，請勿使用及即時聯絡供應商。
Remove the package and ensure that the Heater is undamaged. In case of doubt do not use the Heater and contact your supplier.
- 包裝物料並非玩具，不可讓小孩玩耍。
Do not let children play parts of package.
- 使用暖風機前，請確定規格標貼上所示的額定電壓與當地供電電壓相同。如有疑問可向供應商查詢。
Before using the Heater, check if the voltage marked on the rating label corresponds to the mains in your home.
- 暖風機不可擺近水盆、浴缸、花灑、泳池、潮濕或有積水的周邊環境使用。
The Heater is not intended for use in the immediate surroundings of a basin, a bath, a shower, a swimming pool, a wet or damp locations.
- 切勿將任何異物放入機內；或阻擋機身出風口及入風口；或將暖風機放置在柔軟或不穩固的表面上(例如床鋪)，皆因以上一切行為均會導致機身過熱，引發短路或火警。
Do not insert any objects into the Heater as it may cause an electric shock or fire or damage to the Heater. Do not block or tamper with the Heater in any manner while it is in operation. To prevent a possible fire, do not block air inlet or outlet in any manner. Do not place on soft surfaces, like a bed, where opening may become blocked.

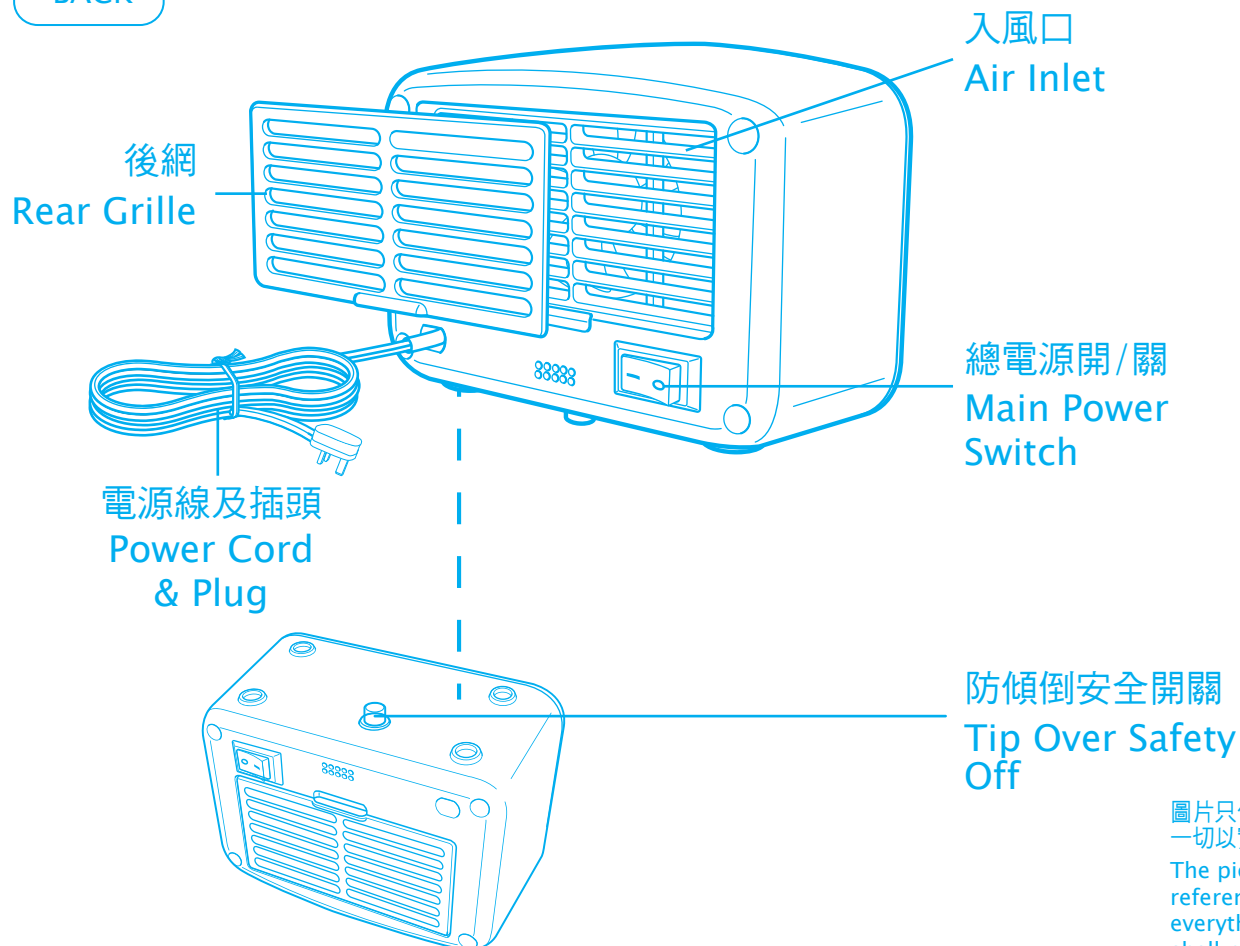


- 請使用獨立插座。使用萬能插頭或拖板，容易發生危險。
Avoid using extension cord as the extension cord may overheat and cause fire.
- 拔除插頭時不可拉扯電源線，必須緊握插頭，把插頭拔出。
Do not pull the power cord to disconnect with power source. Always grasp the plug to pull out.
- 警告：總電源開/關鍵不應作為切斷電源用途。
WARNING: The Main Power Switch and the On/Off switch should not be used as the sole means of disconnecting power.
- 警告：清理前必須先拔除電源插頭。
WARNING: To avoid danger of electric shock, unplug from outlet when not in use and before cleaning.
- 暖風機設有發聲警報裝置，當機身溫度過熱，警報器自動發聲提示，應立即關機檢查並立即停止使用此機。
The Heater includes an audible alarm to warn when the Heater are overheat. If the alarm sounds, immediately turn the Heater off and inspect the Heater. DO NOT OPERATE THE HEATER WITH THE ALARM SOUNDING!
-  本產品含有可回收材料，不可把本產品作為未分類廢物。請聯繫當地就近指定回收點。
 This product contains recyclable materials. Do not dispose this product as unsorted municipal waste. Please contact your local municipality for the nearest collection point.

正面
FRONT



背面
BACK



圖片只供參考，
一切以實物為準
The picture is for
reference only,
everything in kind
shall prevail.





注意：第一次使用暖風機，可能會出現少量氣味約數分鐘，因本產品在生產時發熱元件帶有一層保護油，此乃正常現象。

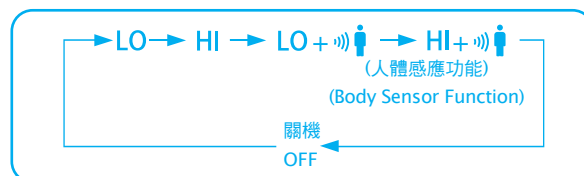
NOTE: For first time operation, there will have some smell for about few minutes. Because this Heater have some protective oil on the surface of the heating.

暖風機可使用機身按鍵操控。

1. 小心從包裝取出暖風機。
2. 將暖風機擺放於穩固的平面上。
3. 將插頭插入電壓220-240V的獨立插座，暖風機會"嗶嗶"聲響起，暖風機已可使用。

The Heater may be operated by the manual controls located on the Heater.

1. Carefully remove the Heater from the plastic bag and the carton.
2. Place the Heater on a stable flat surface.
3. Plug the Power Cord into a a.c. 220-240V electrical outlet, the Heater will have a "beep beep" sound", then the Heater is ready to use.
4. 開/關：按"鍵，暖風機將以低熱運作，"LO"指示燈同時亮起，再按"鍵可轉換至高熱或低熱及人體感應功能或高熱及人體感應功能。
4. ON/OFF: Press the " key, the Heater will start operation at Low Heat, "LO" indicator will light on. Press the " key again to set the Heater into High Heat, Low Heat and body sensor mode or High Heat and body sensor mode.



圖片只供參考，一切以實物為準
The picture is for reference only, everything in kind shall prevail.

5. 人體感應功能：本機前方感應器會於機前約1米距離內感應是否有人體移動，若於兩分鐘內未能感應人體移動，本機會於30秒後停止運作及進入待機狀態，原來亮著的指示燈繼續亮起。當重新感應到有人體移動，本機會自動重新運作。

5. Body Sensor Function: Sensor will detect any body movement within 1 meters in front of it. If there is no body movement detected for 2 minutes, the Heater will stop working after 30 seconds. The Heater will work again whenever it detects any body movement.

6. 定時設定：使用 "🕒" 鍵連續按下選定3個不同的自動關機時間，分別是1、2或4小時，並有指示燈顯示已選擇的時間。

6. TIMER: Press "🕒" key continually to set desired auto power off time. There are 3 time intervals (1, 2 or 4 hour), for auto power off. The LED light indicates the time selected.

7. 關機：如需關機，按 "🔌" 鍵。為使機內溫度下降，關機後的暖風機，風扇將繼續送風30秒，才完全停止運作，之後再按總電源開/關鍵至關機狀態。

7. OFF: To turn the Heater off, press the "🔌" key. The FAN will work for 30 seconds to cool down the Heater and then turn OFF, then set the Main Power Switch to 'OFF' position.

*** 注意：當暖風機發生傾倒時，暖風機會自動切斷電源，扶正機身後即可恢復運作。

*** Note: If the Heater topples, the Heater will cut the power automatically, and then get back to work after it restores the upright state.

注意：為加強使用安全，本暖風機預設8小時強制關機功能。

Note: In order to enhance the safety of use, this Heater is preset with a 8-hour forced shutdown function.

特殊安全裝置 Safety Features

1. 暖風機內置恆溫保護裝置，防止機身過熱。

2. 當機內溫度超出限定溫度，暖風機將自動停止操作。需要重新設置才可恢復正常。

2.1. 拔除插頭，等待30分鐘，讓機內溫度降低。

2.2. 重新插上插頭，讓暖風機正常繼續操作。

1. A thermal overload protector is built-in to prevent overheating.

2. When the Heater is overheat, it will be shut off automatically. To RESET the Heater:

2.1. Unplug the Heater and wait for 30 minutes to cool down.

2.2. Turn ON the Heater again to resume operation.

警告：不使用本機時，經常保持拔除電源，及切勿將此機浸於水或其他液體中。

清理時切勿將此機浸於水或其他液體中。清潔前應確保暖風機處於冷卻狀態。

清理：使用吸塵機毛刷將入風口的塵埃及雜物吸走。機身使用濕潤軟布抹擦清潔。

注意：切勿使用含有腐蝕性的清潔劑或溶液清理此機。

儲存：連同使用說明，把暖風機存放於清涼及乾爽的地方。

WARNING: ALWAYS UNPLUG THE POWER CORD BEFORE MOVING OR SERVICING. DO NOT IMMERSE THE HEATER IN WATER! MAKE SURE THE HEATER IS COMPLETELY COOL DOWN BEFORE CLEANING

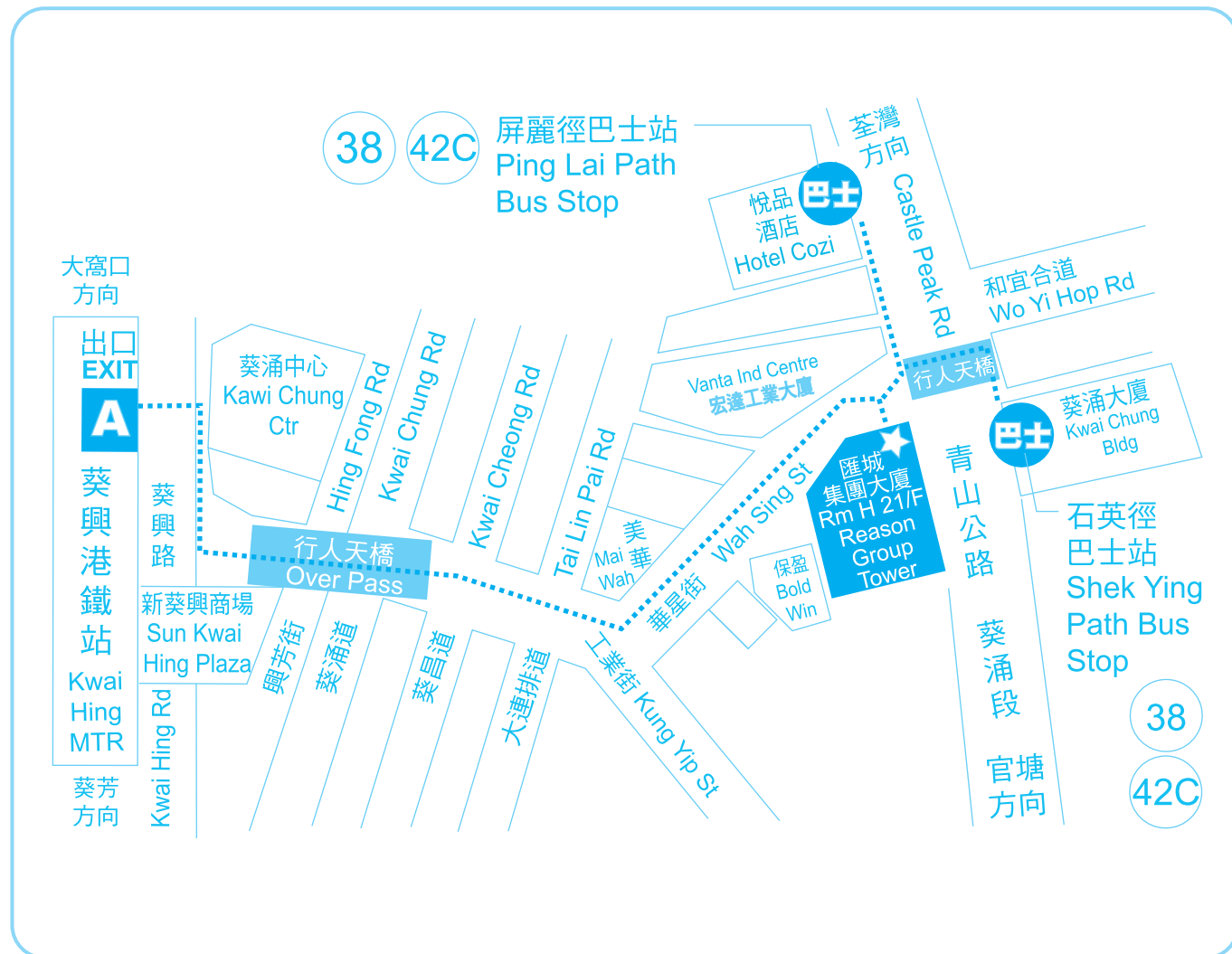
CLEANING: Clean the Air Inlet with the vacuum brush attachment on your vacuum cleaner. Clean the body of the Heater with a soft cloth.

CAUTION: Do NOT use gasoline, benzene, thinner, harsh cleaners, etc., as they will damage the Heater. NEVER use ALCOHOL or any other SOLVENTS.

STORAGE: Store the Heater with these instructions in the original box in a cool and dry place.

技術規格 Specification

型號 Model Number	FH9514B/FH9514P
電源 Power Supply	220-240V~ 50-60Hz
額定功率 Rated Power	600W
產品尺寸 Product Dimension	175 x 90 x 135 mm (約/Approx.)



辦公時間

10:30am – 12:30pm (星期一至五)
02:30pm – 05:30pm (星期一至五)
10:30am – 12:30pm (星期六)
(星期日及公眾假期休息)

OFFICE HOURS

10:30am – 12:30pm (Mon to Fri)
02:30pm – 05:30pm (Mon to Fri)
10:30am – 12:30pm (Saturday)
(Closed on Sunday and Holiday)

產品保用証(一年自攜服務)

陶瓷暖風機
Ceramic Heater 

產品： 陶瓷暖風機

型號： FH9514B/FH9514P

此產品由購買日期起計算，本公司將根據下列條款及細則，提供一年保養服務(商業用享為3個月)：

1. 於購買後一年內，經本公司技術員判斷為正常運作下損壞之產品，可獲免費維修和/或零件更換。
 2. 以下情況不被包括在保養範圍內：
 - 若產品是因為濫用、錯誤使用、疏忽及/或意外而遭致損壞；
 - 未經授權之自行處理、維修及/或改裝；
 - 任何機殼、面蓋、後網，以及配件。
 3. 需要檢查或維修時，請將產品送往本公司服務中心，並於修理妥當後自行取回。
 4. 更換後之任何損壞零件，均屬本公司所有。
 5. 本保養服務只適用於香港特別行政區。
 6. 顧客必須同時出示零售商之正式發票，方可得到免費維修服務。
- *** 額外3個月保用：凡於購買產品後10天內完成網上登記，即可免費延長保用期3個月，即15個月免費保用(商業用途除外)。請即登入網站: www.origo.hk

服務中心

源澤市務有限公司


香港新界葵涌青山公路403號(近華星街12號)匯城集團大廈21樓H室

電話: 2156 8238

www.origo.hk

www.origo.hk



Find us on 



Warranty Card(1 year carry-in)

Item : Ceramic Heater

Model : FH9514B/FH9514P

This product is warranted for 1 year (commercial use for 3 months) from the date of purchase under the following conditions:

1. For any defect, in the judgment of our technician, if it is caused under normal use, we are responsible for repairing the product, and/or replacing parts at free of charge.
2. This warranty DOES NOT apply to:
 - If the product has been damaged through abuse, misuse, negligence or accidents;
 - Unauthorized repair, alteration/modification;
 - The housing, cover, rear grill or accessories, is excluded from this warranty.
3. The customer is requested to bring the unit to and from our Service Centre whenever service is needed.
4. Any defective parts, which had been replaced, shall be of our property.
5. This warranty is valid in H.K.S.A.R. only.
6. Please show the Invoice to get free service.

***Extra 3 months warranty: just complete Online Warranty Registration within 10 days from the date of receipt, free warranty will be extended to 15 months (not applicable to commercial use). Please enter our website: www.origo.hk

Service Centre

ORIGIN MARKETING LIMITED

Unit H, 21/F., Reason Group Tower (nearby 12 Wah Sing Street),
403 Castle Peak Road, Kwai Chung, N.T., Hong Kong.

Tel: 2156 8238

www.origo.hk

www.origo.hk



Find us on 

