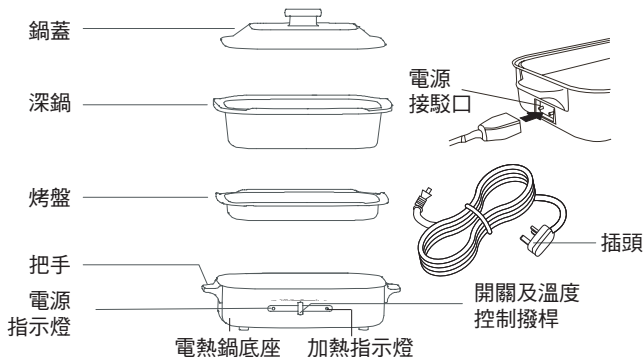


多功能電熱鍋

型號：MC93
電壓：交流電220-240伏特, 50-60赫茲
功率：1200-1400瓦特
深鍋容量：4.0升

產品部件名稱



圖片只供參考，一切以實物為準

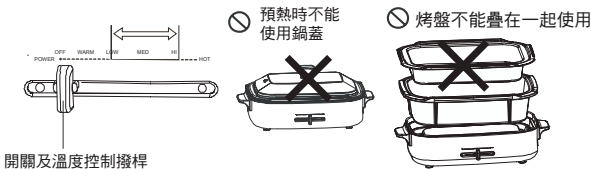
注意安全事項

1. 使用本產品前，請先細閱使用此說明書，並請妥善保存，以便日後翻閱。***本說明書可於本公司網站:www.origin.hk下載。
2. 本機不是為體質、感覺或智力有障礙人士(包括小孩)或缺乏經驗及知識者使用，除非他們曾經接受負責安全人士的監督或指示。大人應指導小孩不可把玩電器。
3. 本產品是家用或在類似環境使用，例如:商店內部、辦事處以及其他類似工作環境的廚房區域;農舍;客戶在旅館、汽車旅館和其他住宅類型的環境。
4. 使用本產品前，請確定規格標貼上所示的額定電壓與當地供電電壓相同。如有疑問可向服務中心查詢。
5. 本機不能用於附加外置的時計或控制器。
6. 電源線或保險線損壞時，不應自行更換。應到指定維修中心更換相同或更高規格的電源線 或更換保險線。
7. 電熱鍋不應使用延長線與標稱小於13A的插座，必須使用與原裝同規格之電線。
8. 防止電插座負荷過重或損害保險線，高耗電量之電器不能同時接駁到同一電插座或同一線路。
9. 打開包裝，檢查產品。如發現產品有損壞，請勿使用及即時聯絡服務中心。
10. 使用時確保本品放置於安全、平穩的表面上。
11. 切勿於水源或易燃物品附近使用。
12. 切勿於高溫表面上或附近使用本產品。
13. 使用時，切勿把本產品放置於火爐或發熱的物體附近。

14. 電源線切勿靠近火源、高溫或隱藏在地毯之下，亦不可靠近水源。
15. 為防止損害電源線，請勿把電源線掛放在邊上或接觸發熱的物體。
16. 使用本產品時，烤盤或深鍋必須放上食物，不可進行乾燒。此舉將嚴重縮短產品使用壽命。
17. 所有未開封的密封包裝食品(例如:罐頭)，不可使用電熱鍋直接進行加熱，避免發生危險。
18. 首次使用時，會有短暫時間的煙霧冒出，並有輕微異味。此種現象屬正常，請不用擔心。
19. 在烹飪過程中或剛使用後，請勿觸摸烤盤、深鍋或其他熱表面。
20. 電熱鍋使用時間較長後，表面顏色有所變化，這是正常現象。

使用前的準備

1. 先拿出所有配件，以濕潤毛巾清潔，將電熱鍋底座放置於平坦位置上。
2. 使用前請確保已拆除所有包裝物料。
3. 選擇靠近電源插座的位置，不要放在有水的地方使用。
4. 將烤盤或深鍋放在電熱鍋底座上，將插頭接駁到電源接駁口。
5. 注意每次只能使用一個烤盤或深鍋，烤盤及深鍋不能疊在一起使用。
6. 將插頭插入交流電220-240伏特，50-60赫茲的獨立插座，電熱鍋已可使用。
7. 第一次使用電熱鍋，將開關及溫度控制撥鈕調到"LOW"到 "HI"的範圍內進行預熱。預熱時不能使用鍋蓋(切勿放上任何食物)。電熱鍋可能會出現少量冒煙及氣味約5分鐘，因為本產品在生產時發熱線帶有一層保護油，此乃正常現象。



使用方法

1. 烹飪時，將食物直接置於烤盤或深鍋內。
2. 將開關及溫度控制撥鈕從"OFF"調到"HI"，此時加熱指示燈亮起。
3. 使用深鍋時須預熱5分鐘後開始放入食物，深鍋適用於煎、炒、烤、蒸、煮、火鍋等。
4. 使用烤盤時須預熱4分鐘後開始放入食物，根據不同食物或不同口味，調節不同火力(保溫"WARM"-低"LOW"-中"MED"-高"HI")。在加熱過程中，加熱指示燈會時亮時滅，此乃正常現象。
注意: 烹飪食物時，只能使用木質或硅膠鏟鏟翻炒，不可使用金屬鏟鏟或器具，會刮傷塗層。
5. 煎烤幾分鐘後，在烤盤邊緣凹槽位置加入1/4杯的水並蓋上鍋蓋。
6. 將開關及溫度控制撥鈕調到"HI"，直至凹槽內水分完全蒸發，食物基本熟透即可取出食用。
7. 使用完畢後，請將撥鈕調回至"OFF"及切斷電源。
8. 待電熱鍋完全冷卻後方可清潔或移動機身。

清潔保養

1. 清潔前應確保電熱鍋已拔掉電源插頭及處於冷卻狀態。
2. 清潔時，應用濕軟的布團擦拭電熱鍋的表面。如有難以擦拭的污垢，可使用日用的洗潔精進行擦拭，但不宜使用鋼絲球類狀物進行磨擦。
3. 請不要將插頭、電熱鍋底座浸入到液體中進行清潔。鍋蓋、深鍋及烤盤可以直接進行清洗，方便衛生。
4. 清潔後放置在乾爽陰涼的地方。

保用

本機可獲自購買日起1年免費保用(商業用途享有三個月免費保用)。此保用只包含生產所導致的品質問題;並不包括及鍋蓋、深鍋、烤盤及其他附件，因誤用或不依說明書指示使用而導致的損壞。

***額外3個月保用: 凡於購買產品後10天內完成網上登記，即可免費延長保用期3個月，即15個月免費保用(商業用途除外)。
請即登入網站:www.origin.hk

注意: 保用時，須帶同收據及請先致電服務中心。

服務中心

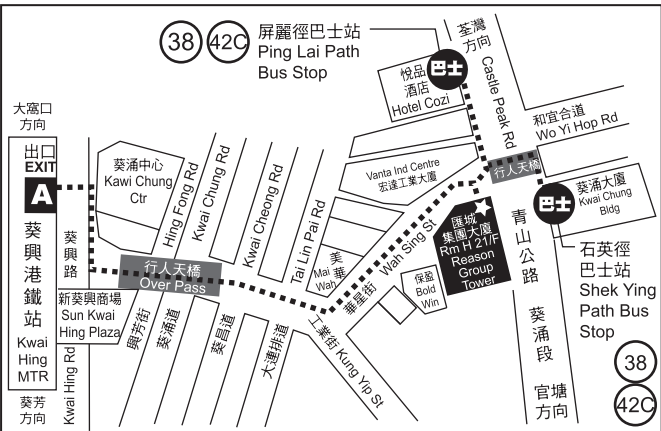
源澤市務有限公司
香港新界葵涌青山公路403號
匯城集團大廈21樓H室 (近華星街12號)
電話:2156 8238

辦公時間

上午10:30 - 下午12:30(星期一至五)
下午02:30 - 下午05:30(星期一至五)
上午10:30 - 下午12:30(星期六)
(星期日及公眾假期休息)



源澤地圖

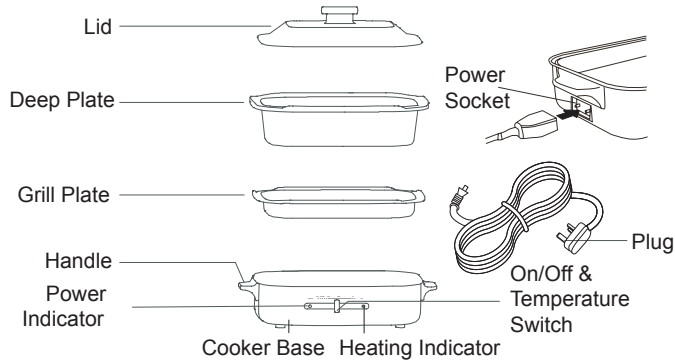


Multi Function Cooker

Model : MC93
Voltage : 220-240V~50-60Hz
Power : 1200-1400W
Deep Plate Capacity : 4.0L



MAIN PARTS



The picture is for reference only, everything in kind shall prevail.

IMPORTANT SAFETY INFORMATION

1. Read all instructions carefully before using the appliance. Appropriately keep it for future reference when necessary. ***This instruction manual can be acquired at www.origin.hk.
2. This appliance is not intended for use by persons (including children) with reduced physical, sensory or mental capabilities, or lack of experience and knowledge, unless they have been given supervision or instruction concerning use of the appliance by a person responsible or their safety. Children should be supervised to ensure that they do not play with the appliance.
3. This appliance is intended to be used in household and similar applications such as: staff kitchen areas in shops, office and other working environments; farm houses; by clients in hotels; motels and other residential type environments; bed and breakfast type environments.
4. Before using the appliance, check if the voltage marked on the rating label corresponds to the mains at your home.
5. Appliances are not intended to be operated by means of an external timer or separate remote-control system.
6. To prevent the risk of electric shock, DO NOT USE the set with broken power supply wires, broken fuse or broken plug. All repair works must be made by a professional (authorized distributor). NEVER TRY TO REPAIR the cable or plug by yourself. Please take the damaged set to your local authorized maintenance center.
7. Use of an extension cord is not recommended as it may overheat and cause risk of fire. Must use the same specification power cord with the original power cord.
8. To prevent overloading and blowing fuses, ensure that no other high power appliance is plugged into the same socket, or another socket which is connected in the same circuit.
9. Open the package and ensure that the appliance is undamaged. In case of doubt, do not use and contact your service centre.

10. Ensure the appliance is placed on a stable, secure surface to eliminate the possibility of tipping over or avoid any water in the set.
11. DO NOT OPERATE this appliance near water sources or flammable liquids.
12. DO NOT OPERATE this appliance on or near any hot surface. (Hot plate, electric stoves etc).
13. This appliance cannot be used beside the stove and other high temperature objects.
14. DO NOT PUT the cord under the carpet, blankets. Always keep the power cable away from the walk way in room.
15. Do not hang the power cord on the edge of table or touch the surface with high temperature in order to avoid damage to the power cord.
16. Do not allow to turn on this appliance if you have not place any food on it.
17. To avoid any danger of explosion, please do not heat the canned goods before remove their cover.
18. For first time operation, there will have some smoke or smell. This situation happens properly. Don't worry about that.
19. Please don't touch the Deep Plate or Grill Plate or other hot surfaces during cooking or just after use.
20. If this Cooker is using very long time, the surface of Cooker will become fade, this situation also happens properly.

PREPARATION BEFORE USE

1. Take apart the grill plate, pot and glass lid, clean with a soft damp cloth. Place your cooking base on the level and stable surface.
2. Make sure that all packing materials are removed before use.
3. Choose the near part of socket during use. Do not use it near any sources with water.
4. Place the grill plate or cooking pot on the cooking base, plug the power plug to the power socket .
Notice: Only grill plate or cooking pot can be used at a time, and the grill plate and cooking pot cannot be stacked together to use.
5. Plug the power plug into an 220-240V~, 50-60Hz electrical outlet, the Cooker is ready for use.
6. Before using for the first time, Adjust the switch to the range from "LOW" to "HIGH" to start preheating without any food. Please do not cover the lid while preheating. There will have some smoke or smell about 5 minutes. Because this Cooker have some protective oil on the surface of the heating element during production.



OPERATIONS

1. When cooking, put the food directly in the grill plate or deep plate.
2. Push the On/Off & Temperature Switch from "OFF" to "HI", and the heating indicator will light up.
3. When using a deep plate, it must be preheated for 5 minutes before adding food. The deep plate is suitable for grill / stir-fry / roast / steam / slow cooking / hot pot function, etc.
4. When using a grill plate, it must be preheated for 4 minutes before adding food. According to the different heat of cooking request, adjust the switch from "WARM"-"LOW"-"MED"-"HI". During heating process, the indicator light will be on or off automatically.

Notice: Only use wooden or silicone Spatula to flip or stir the food. DO NOT USE METAL SPATULA OR SHARP APPLIANCE.

5. After frying for a few minutes, add 1/4 cup of water in the groove at the edge of grill plate, then cover the lid.
6. Push the On/Off & Temperature Switch to "HI", then the food can be taken out and eaten until the water in the groove is completely evaporated and the food is basically cooked.
7. When finished using the Cooker, push the switch to "OFF" position.
6. Wait until the appliance is completely cool down before moving or cleaning.

MAINTENANCE & CARE

1. Make sure the plug is removed from the power supply socket. After the appliance is completely cooled down, clean it with the mild cleaner or gel-like cleaner by using soft cloth.
2. PLEASE DO NOT CLEAN THE SET WHEN IT IS STILL HOT. DO NOT USE hard brushes, scratchy materials and/or alcohol, petrol or any organic cleaner for the cleaning purpose.
3. Do not immerse the plug and cooking base in water to clean.
4. Put the appliance on the cool place right after the cleaning.

WARRANTY

This product is guaranteed for 1 year (commercial use for 3 months) from the date of receipt against manufacturing defect. The warranty does not cover the lid, deep plate, grill plate, and other accessories damage or defect caused by negligence or use not according to this instruction manual.

****Extra 3 months warranty: just complete Online Warranty Registration within 10 days from the date of receipt, free warranty will be extended to 15 months (not applicable to commercial use). Please enter our website: www.origin.hk*

Remark: For any repair service, please contact and bring with the invoice or receipt to the Service Centre.

Service Centre

ORIGIN MARKETING LIMITED
Unit H,21/F, Reason Group Tower
(nearby 12 Wah Sing Street), 403 Castle Peak Road,
Kwai Chung, N.T., Hong Kong.
Tel: 2156 8238

Office Hours

10:30am - 12:30pm (Mon ~ Fri)
02:30pm - 05:30pm (Mon ~ Fri)
10:30am - 12:30pm (Sat)
(Closed on Sunday and Holiday)

www.origo.hk

Find us on



Origin Map

