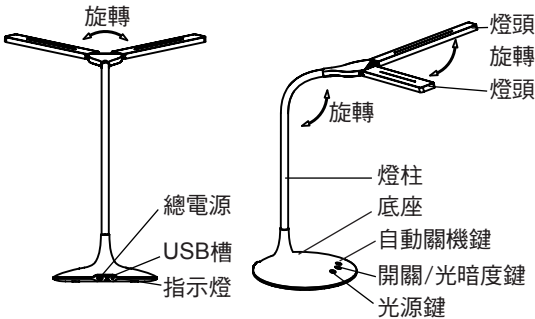


origo Butterfly LED 護目燈

為了使您能更瞭解本產品的性能和使用時的安全，請使用前務必詳細閱讀以下說明。

一、型號及規格

型號	: TB-03B
電壓	: 直流電 5伏特
功率	: 5瓦特
輸入	: 直流電 5伏特, 1A
電源	: 內置可充電鋰電池, 也可連接電源供電
開關模式	: 觸摸開關鍵調校
自動關機	: 40分鐘自動關機
光暗度調較	: 觸摸光暗度鍵調較
無線使用	: 充電完成後可使用2小時
光源	: 半導體高效發光二極管
燈光模式	: 冷光/冷暖/暖光
色溫	: 2700-6500K
最大光照度	: 800勒克斯(燈筒垂直到桌面37厘米的光照度)
左右燈頭可調節角度	: 燈頭可單獨調節(每個燈頭最大旋轉角度為90度)



二、注意事項

- 1) 用本產品前，請詳細閱讀本說明書。
- 2) 產品只供室內使用，應盡量避免讓任何液體沾濕本產品。
- 3) 產品不是玩具，應避免孩童單獨使用本產品。
- 4) 產品並不適合用於商業用途。
- 5) 當燈亮起時，不能近距離照到眼睛，防止傷害眼睛。
- 6) 本產品在強電磁波干擾下可能會被點亮或熄滅。
- 7) 檯燈應經常使用，如長時間不使用，需存放兩個月充電一次。
- 8) 當照明燈變暗時，請停止使用它來保護電池和充電，否則電池會很容易損壞。
- 9) 使用時，底座可能發出熱力。這是正常的現象，由於電池正在充電。
- 10) 本機不是為體質、感覺或智力有障礙人士(包括小孩)或缺乏經驗及知識者使用，除非他們曾經接受負責安全人士的監督或指示。大人應指導小孩不可把玩電器。

三、使用方法

- 1) 這檯燈可使用USB線、火牛或充電使用。
- 2) 按總電源開關鍵至關機狀態，請先把 USB線(包括)插入檯燈背後的插頭，然後將 USB線連接到電腦的USB槽或連接到充電器。同時接駁到同一電插座或同一線路。指示燈 亮起，檯燈進入準備狀態。
- 3) 按總電源開關鍵至開機狀態。按"☼"，然後檯燈會亮起。再按"☼"，檯燈會關閉。
- 4) 按下"☼"，可以循環選擇不同的光源模式(冷光/冷暖/暖光)。
- 5) 當檯燈亮起時，按住"☼"可調節檯燈的亮度。
- 6) 當檯燈亮起時，長按"⌚"直至燈光閃爍兩次以啟動定時功能。檯燈會在40分鐘後自動關閉。如重新啟動定時功能，檯燈會重新計時直至40分鐘後自動關閉。
- 7) 充電:
將USB線連接到設備(例如充電器，電腦的 USB槽)，另一端連接到檯燈的3.5mm電源輸入端口，為其供電及電池 充電。充電時指示燈會變為紅色，充電完成時會變為綠色。
(提示：只可使用DC5V,1A電源充電，否則會使電池的壽命縮短)

四、清潔保養

- 1) 清潔前應確保電源線已拔除。
- 2) 清潔時，應用濕軟的布面擦拭。如有難以擦拭的污垢，可使用日用的洗潔精進行擦拭，但不宜使用鋼絲球類物進行磨擦。

五、保用

本機可獲自領取日起1年免費保用(商業用途享有三個月免費保用)。此保用只包含生產所導致的品質問題；並不包括電池及其他附件，因誤用或不依說明書指示使用而導致的損壞。

***額外3個月保用：凡於購買產品後10天內完成網上登記，即可免費延長保用期3個月，即15個月免費保用(商業用途除外)。請即登入網站：www.origo.hk

注意：保用時，須帶同收據及請先致電服務中心。

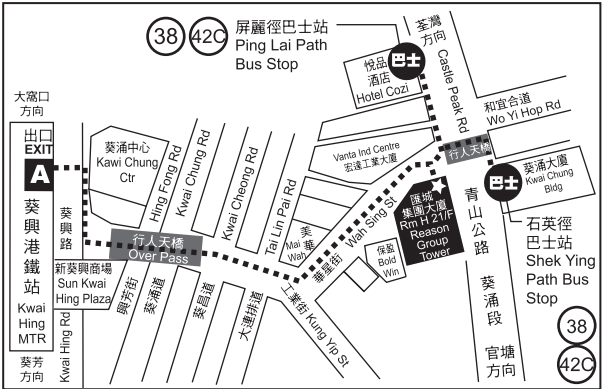
服務中心

源澤市務有限公司
香港新界葵涌青山公路403號
匯城集團大廈21樓H室(近華星街12號)
電話：2156 8238

辦公時間

上午10:30 - 下午12:30 (星期一至五)
下午02:30 - 下午05:30 (星期一至五)
上午10:30 - 下午12:30 (星期六)
(星期日及公眾假期休息)

源澤地圖





Butterfly LED Desk Lamp

Thank you for your purchase of our LED Desk Lamp. To use this lamp properly and safely, please read the following instruction carefully.

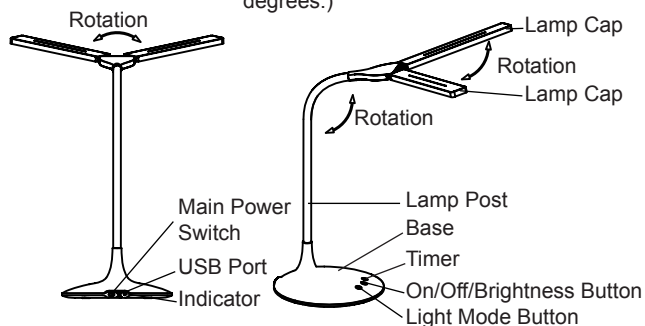
1. MODEL & SPECIFICATION

Model : TB-03B
Voltage : DC5V
Power : 5W
Input : DC5V, 1A
Power Supply Mode : Build-in rechargeable lithium battery or using power adaptor

On/Off Mode : Capacitive touch switches
Brightness Adjustment : Touch switch with stepless dimmer
Cordless Lighting : Appox. 2hours after full charge
Auto Off Timer : 40minutes auto shutdown timer
Lighting Source : Semiconductor super bright LED lamp (non-replaceable module)

Mode Of Light : Cold light/ Cold and warm light/ Warm light

Color Temperature : 2700-6500K
Max Luminous flux : 800lux (measured from 37cm distance)
Left & Right led head's angle : Can be adjusted separately (The max. rotation angle of led head is 90 degrees.)



2. ATTENTIONS

- 1) Read all instructions and warnings carefully before use.
- 2) This product is for indoor use only - avoid any liquid to wet the product.
- 3) This Product is not a toy. Do not allow children to play it.
- 4) This product is designed for household use only.
- 5) When the LED light is on, please keep your eyes away from the lamp to avoid being hurt.
- 6) This lamp may be turned on or off under strong electromagnetic wave.
- 7) To keep better performance, please use the lamp regularly and charge the lamp every two months if it's not used for a long time.
- 8) When the lamp becomes dim while lighting, please stop using it to protect the battery and recharge. Or the battery will be damaged easily.
- 9) There may be warm in the base. It is normal while the battery is charging.

- 10) Reminder: This appliance is not intended for use by persons (including children) with reduced physical, sensory or mental capabilities, or lack of experience and knowledge, unless they have been given supervision or instruction concerning use of the appliance by a person responsible for their safety. Children should be supervised to ensure that they do not play with the appliance.

3. DIRECTIONS FOR USE

- 1) Operated by USB cord and power adaptor provided or built in rechargeable lithium battery.
- 2) Set the Main Power Switch to 'OFF' position. Plug the power adaptor or USB line (Included) into LED lamp with connection to USB port of your computer. The indicator light on, the lamp is ready on.
- 3) Turn the Main Power Switch to 'ON' position. Press the "⬇️" to turn the unit on. Press again the "⬇️" to turn the unit off if the lamp is not used.
- 4) Press the "⏸️" to choose different modes of light, changing in cycle (Cold light/ Cold and warm light/ Warm light).
- 5) When the lamp is on, hold down the "⬇️" to switch to adjust the luminance of the lamp.
- 6) When the lamp is on, hold down the "⌚" to switch until the lamp flashes twice to turn on the timer function. The lamp will turn off automatically after 40 minutes. If reset the timer when it's still on, it will restart timing for 40 minutes, and light out automatically when it's over.

Charging

Connect the USB cord to a device(e.g. Power Adaptor, Computer USB Port), and the other end to the 3.5mm power input port of the lamp to provide power for it and charge the battery inside. The red charging indicator will be on when charging and turn green when fully charged.

(Reminder: use power source only with DC5V, 1A to charge, otherwise, the life of rechargeable battery inside will be shortened)

4. MAINTENANCE & CARE

- 1) Make sure the plug is removed from the power supply socket. Clean it with the mild cleaner or gel-like cleaner by using soft cloth.
- 2) DO NOT USE hard brushes, scratchy materials and/or alcohol, petrol or any organic cleaner for the cleaning purpose.

5. WARRANTY

This product is guaranteed for 1 year (commercial use for 3 months) from the date of receipt against manufacturing defect. The warranty does not cover the rechargeable battery, and other accessories, damage or defect caused by negligence or use not according to this instruction manual.

*****Extra 3 months warranty: just complete Online Warranty Registration within 10 days from the date of receipt, free warranty will be extended to 15 months (not applicable to commercial use).**

Please enter our website: www.origo.hk

Remark: For any repair service, please contact and bring with the invoice or receipt to the Service Centre.

Service Centre

ORIGIN MARKETING LIMITED

Unit H, 21/F., Reason Group Tower,
(Near 12 Wah Sing Street) 403 Castle Peak Road,
Kwai Chung, N.T., Hong Kong
Tel: 2156 8238

Office Hours

10.30am - 12:30pm (Mon ~ Fri)
02:30pm - 05:30pm (Mon ~ Fri)
10:30am - 12:30pm (Sat)
(Closed on Sunday and Holiday)

Origin Map

