


快速電水壺



型號 : EK-13
電壓 : 220 - 240V~, 50/60Hz
功率 : 2600-3000W

部件名稱

1. 壺蓋鍵
2. 主機體
3. 把手
4. 水位刻度錶
5. 開關鍵
6. 電源線底座
7. 電源線及插頭



注意安全事項

1. 使用本產品前，請先細閱使用此說明書，並請妥善保存，以便日後翻閱。
2. 使用本產品前，請確定規格標貼上所示的額定電壓與當地供電電壓相同。如有疑問可向服務中心查詢。
3. 本產品只可以用附設的電源線使用。
4. 打開包裝，檢查產品。如發現產品有損壞，請勿使用及即時聯絡服務中心。
5. 為防止損害電源線，請勿把電源線掛放在檯邊上或接觸發熱的物體。
6. 使用時，切勿把本產品放置於火爐或發熱的物體附近。
7. 請注水至"MIN 0.5L"及"MAX 1.7L"刻度中間的位置。如發現本產品正在乾燒或水位低於"0.5L"刻度時，請立即拔除電源線並讓本產品冷卻五分鐘後才可使用。
8. 本產品並非玩具，請把本產品放置在兒童不能觸及的地方，以免孩童拉扯電源線或推翻本產品，發生意外。
9. 請勿把本產品浸在水或任何液體中，以免引起火災或漏電，導致受傷。
10. 沸水後，切勿接觸溢出的蒸汽或立即揭開壺蓋，並確保壺蓋在正確位置上，避免蒸汽溢出，導致受傷。
11. 本產品只能用於指定用途。
12. 本產品只供室內使用。
13. 當電水壺載滿沸水時，請小心移動，以免發生意外。
14. 請勿在本產品上自行加上產品不包括之組件，以免發生意外。

15. 清洗或不使用本產品時，請先拔除電源線，待本產品冷卻後，方可清洗。
16. 如本產品的電源線有損壞痕跡，為保障安全，請立即停止使用並聯絡供應商或代理商或合資格人員作更換。

首次使用

1. 請先細閱使用此說明書。
2. 確保電源線已完全伸展。
3. 確保已清除所有包裝物料。
4. 請把第一壺沸水倒掉。

使用說明

1. 將電源線底座插頭插入插座，接上電源。
2. 注入清水於電水壺內，水位至"MIN 0.5L"及"MAX 1.7"刻度中間位置。
3. 把電水壺放於電源線底座上的電源接口。
4. 按下開關鍵，指示燈同時亮起。
5. 水煮至沸騰後，電水壺將會自動關機。
6. 使用完畢，請經常保持拔掉電源。

提示

本機不是為體質、感覺或智力有障礙人士(包括小孩)或缺乏經驗及知識者使用，除非他們曾經接受負責安全人士的監督或指示。大人應指導小孩不可把玩電器。

清理及維護

1. 清洗本產品前請先拔掉電源。
2. 切勿將電源線底座及電水壺浸於水或其他液體中。
3. 請用濕布清理電源線底座及電水壺，切勿使用帶腐蝕性的清潔劑或溶液。
4. 每次使用後，需用水清洗電水壺內部。

保用

本機可獲自領取日起1年免費保用(商業用途享有三個月免費保用)。此保用只包含生產所導致的品質問題；並不包含機身外殼或其他附件，及因誤用或不依說明書指示使用而導致的損壞。

*** 額外3個月保用: 凡於購買產品後10天內完成網上登記，即可免費延長保用期3個月，即15個月免費保用(商業用途除外)。請即登入網站 : www.origo.hk

注意：保用時，須帶同收據及請先致電服務中心。

服務中心

源澤市務有限公司

香港新界葵涌青山公路403號

匯城集團大廈21樓H室(近華星街12號)

電話：2156 8238

辦公時間

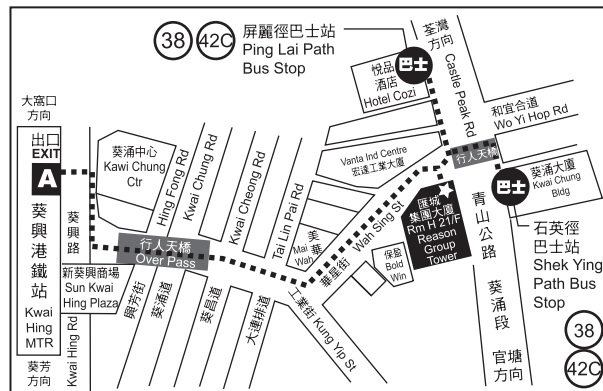
上午10:30 - 下午12:30 (星期一至五)

下午02:30 - 下午05:30 (星期一至五)

上午10:30 - 下午12:30 (星期六)

(星期日及公眾假期休息)

源澤地圖




Electric Kettle



Model number : EK-13
Voltage : 220 - 240V~, 50Hz
Power : 2600-3000W

MAIN PARTS

1. Lid Knob
2. Main Body
3. Handle
4. Water Gauge
5. Power Switch
6. Cordless Base
7. Power Cord & Plug



IMPORTANT SAFETY INFORMATION

1. Read all instructions carefully before using the appliance.
Appropriately keep it for future reference when necessary.
2. Before using the appliance, check if the voltage marked on the rating label corresponds to the mains in your home.
3. This appliance can only use with the attached power cord.
4. Open the package and ensure that the appliance is undamaged.
In case of doubt, do not use and contact your service centre.
5. Do not hang the power cord on the edge of table or touch the surface with high temperature in order to avoid damage to the power cord.
6. This product cannot be used beside the stove and other high temperature objects.
7. The water should be filled in between "MIN 0.8L" and "MAX 1.7L" level. When the kettle is dry boiling or water level lower than "0.7L", unplug immediately and then cooling the kettle for 5 minutes.
8. **Extreme caution is necessary when the kettle is used by or near children or invalids and whenever the kettle is left operating unattended.**
9. Do not immerse the product into water or other liquid as to avoid accident.
10. Do not touch the steam from spout nor open the cover in hurry after boiling.
11. Use the appliance only for its intended use.
12. Do not use the appliance outdoor.
13. Pay attention when you are moving the kettle with full boiling water.
14. Do not use parts that are not provided by recommended manufacturer as to avoid happen accident.

15. To avoid danger of electric shock, unplug from outlet when not in use and before cleaning.
16. If the power cord is damaged, it must be replaced and repaired by service centre.

BEFORE USING FOR THE FIRST TIME

1. Read the instructions carefully before use;
2. Completely unroll the cable;
3. Remove all the packing material;
4. Throw away the first lot of boiling water.

INSTRUCTION TO USE

1. Connect the cordless base by plugging the cord to the mains.
2. Fill the kettle with water in between "MIN 0.8L" and "MAX 1.7L" level.
3. Place the kettle on the central connector of the cordless base.
4. Press the power switch and the indicator light on.
5. The appliance switch off automatically after water boiling.
6. Always unplug the cordless base after use, .

REMINDER

This appliance is not intended for use by persons(including children) with reduced physical, sensory or mental capabilities, or lack of experience and knowledge, unless they have been given supervision or instruction concerning use of the appliance by a person responsible for their safety. Children should be supervised to ensure that they do not play with the appliance.

GENERAL CLEANING AND CARE

1. Always remove the power cord from the mains supply first.
2. Do not immerse the kettle or cordless base in water or any liquid.
3. Clean the cordless base and kettle regularly with a damp cloth.
Do not use any abrasive material or household cleaners as it might damage the surface.
4. The kettle should be rinsed out with water after each use.

WARRANTY

This product is guaranteed for 1 year (commercial use for 3 months) from the date of receipt against manufacturing defect.
The warranty does not cover the housing and other accessories, damage or defect caused by negligence or use not according to this instruction manual.

****Extra 3 months warranty: just complete Online Warranty Registration within 10 days from the date of receipt, free warranty will be extended to 15 months (not applicable to commercial use). Please enter our website: www.origin.hk*

Remark: For any repair service, please contact and bring with the invoice or receipt to the Service Centre.

SERVICE CENTRE

ORIGIN MARKETING LIMITED
Unit H, 21/F., Reason Group Tower
(nearby 12 Wah Sing Street), 403 Castle Peak Road,
Kwai Chung, N.T., Hong Kong.
Tel: 2156 8238

SERVICE HOURS

10:30am - 12:30pm (Mon ~ Fri)
02:30pm - 05:30pm (Mon ~ Fri)
10:30am - 12:30pm (Sat)
(Closed on Sunday and Holiday)

ORIGIN MAP

